

# Break My Chains © 2025 Foundations Rising

Timothy Jay Schwab

intro  $\text{♩} = 136$  G

Vocals

Piano

Guitar

Bass

Violin

Synth

Drums

The musical score is arranged in a multi-staff format. The top staff is for Vocals, followed by Piano (treble and bass clefs), Guitar (treble and bass clefs), Bass (bass clef), Violin (treble clef), Synth (treble clef), and Drums (drum clef). The key signature is one sharp (F#) and the time signature is 4/4. The tempo is marked as 136. The introduction section is marked 'intro' and features a G chord. The Violin part includes a triplet of eighth notes. The Drums part shows a simple drum pattern with x's representing hits.



Made with using klangio!

chorus

4

D G

8

7

Bm<sup>7</sup> C

8

8

0 0 0

2 2 2 2 2 2 2 2

3 3 3 3 3 3 3 3



Musical notation for the first system, including a treble clef staff with a key signature of one sharp (F#) and a common time signature (C). The staff contains a melodic line with notes and rests, and a guitar accompaniment line with chords and fingerings. Chords are labeled as D, D, Em, and Em<sup>7</sup>. The guitar line shows a sequence of chords: D (open), D (open), Em (2-0-2-0-2-0), and Em<sup>7</sup> (2-0-2-0-2-0).

Musical notation for the second system, including a treble clef staff with a key signature of one sharp (F#) and a common time signature (C). The staff contains a melodic line with notes and rests, and a guitar accompaniment line with chords and fingerings. The guitar line shows a sequence of chords: D (open), D (open), and Em (2-0-2-0-2-0).

Musical notation for the third system, including a bass clef staff with a key signature of one sharp (F#) and a common time signature (C). The staff contains a melodic line with notes and rests, and a guitar accompaniment line with chords and fingerings. The guitar line shows a sequence of chords: D (open), D (open), and Em (2-0-2-0-2-0).

Musical notation for the fourth system, including a treble clef staff with a key signature of one sharp (F#) and a common time signature (C). The staff contains a melodic line with notes and rests, and a guitar accompaniment line with chords and fingerings. The guitar line shows a sequence of chords: D (open), D (open), and Em (2-0-2-0-2-0).

Musical notation for the fifth system, including a bass clef staff with a key signature of one sharp (F#) and a common time signature (C). The staff contains a melodic line with notes and rests, and a guitar accompaniment line with chords and fingerings. The guitar line shows a sequence of chords: D (open), D (open), and Em (2-0-2-0-2-0).

13

D C D G



The image shows a musical score for guitar and piano. It consists of several systems of staves. The top system features a single treble clef staff with a key signature of one sharp (F#) and a whole note chord. The second system is a grand staff with a treble clef and a bass clef, both with a key signature of one sharp. The piano part includes a treble clef staff with a whole note chord and a bass clef staff with a whole note chord. The third system shows a grand staff with a treble clef staff containing a whole rest and a bass clef staff with a whole rest. The fourth system features a grand staff with a treble clef staff containing a whole rest and a bass clef staff with a rhythmic pattern of eighth notes. Below the bass clef staff is a guitar tablature line with fret numbers: 0 0 0 0 0 0 0 0 0 0 0 4 3 0 0 0 0 0 0. The fifth system shows a grand staff with a treble clef staff containing a whole rest and a bass clef staff with a rhythmic pattern of eighth notes. The sixth system features a grand staff with a treble clef staff containing a whole rest and a bass clef staff with a rhythmic pattern of eighth notes. The seventh system shows a grand staff with a treble clef staff containing a whole rest and a bass clef staff with a rhythmic pattern of eighth notes. The eighth system features a grand staff with a treble clef staff containing a whole rest and a bass clef staff with a rhythmic pattern of eighth notes.

19

The musical score is arranged in a system with seven staves. The top staff is a treble clef with a key signature of one sharp (F#). The second and third staves are grand piano (G and B clefs). The fourth staff is a guitar staff with a treble clef, a key signature of one sharp, and a 9/8 time signature. The fifth staff is a guitar staff with a bass clef, a key signature of one sharp, and a 9/8 time signature. The sixth staff is a treble clef with a key signature of one sharp. The seventh staff is a guitar staff with a bass clef, a key signature of one sharp, and a 9/8 time signature. The score includes various musical notations such as notes, rests, slurs, and a triplet in the piano part.



Made with using klangio!

verse

22

Bm

The musical score consists of several staves:

- Vocal Line:** A single treble clef staff with a key signature of one sharp (F#) and a 7/8 time signature. It contains a melodic line with eighth and quarter notes.
- Piano Accompaniment:** Two staves (treble and bass clef). The bass line features a steady eighth-note pattern with a triplet of eighth notes in the first measure. The treble line has chords and melodic fragments.
- Guitar Chords and Fingering:** A set of six staves showing chord diagrams and fingerings for the guitar. The chords are G, A, and B. Fingerings are indicated by numbers 1-5.
- Guitar Fretboard Diagrams:** A single staff at the bottom showing fret positions for the guitar part, with 'x' marks indicating muted strings.



25

Em

3

Chord diagram for guitar (TAB):

(3)	3	3			
(3)	3	3			
(0)	0	0	0	4	2

Bass line notation: 2 2 2 2 2 2 2 2 | 2 2 2 2 2 2 2 | 2 2 2 2 2 2 2



Made with using klangio!

28 **C** **verse**  
**G**

The musical score is arranged in several systems. The top system shows the guitar part with a treble clef, a key signature of one sharp (F#), and a common time signature. It begins with a whole note C chord, followed by a whole rest, and then a melodic line starting with a G chord and a triplet of eighth notes. The second system shows the piano accompaniment with a grand staff (treble and bass clefs). The guitar part continues with a series of eighth notes and chords, including a triplet of eighth notes. The piano part features a complex accompaniment with multiple staves, including a detailed fretboard diagram with fingerings for the guitar part. The third system shows the guitar part with a treble clef, a key signature of one sharp (F#), and a common time signature. It begins with a whole note C chord, followed by a whole rest, and then a melodic line starting with a G chord and a triplet of eighth notes. The fourth system shows the piano accompaniment with a grand staff (treble and bass clefs). The guitar part continues with a series of eighth notes and chords, including a triplet of eighth notes. The piano part features a complex accompaniment with multiple staves, including a detailed fretboard diagram with fingerings for the guitar part. The fifth system shows the guitar part with a treble clef, a key signature of one sharp (F#), and a common time signature. It begins with a whole note C chord, followed by a whole rest, and then a melodic line starting with a G chord and a triplet of eighth notes. The sixth system shows the piano accompaniment with a grand staff (treble and bass clefs). The guitar part continues with a series of eighth notes and chords, including a triplet of eighth notes. The piano part features a complex accompaniment with multiple staves, including a detailed fretboard diagram with fingerings for the guitar part.




31

G

Am<sup>7</sup>

The musical score is arranged in a system with multiple staves. At the top, there are two treble clef staves. The first staff contains a melodic line with a key signature of one sharp (F#) and a common time signature. The second staff contains a bass line with a key signature of one sharp (F#) and a common time signature. Below these are two grand staff systems. The first grand staff system consists of a treble clef staff and a bass clef staff. The treble clef staff contains a melodic line with a key signature of one sharp (F#) and a common time signature. The bass clef staff contains a bass line with a key signature of one sharp (F#) and a common time signature. Below the bass clef staff of the first grand staff system is a guitar tablature staff with six lines. The second grand staff system also consists of a treble clef staff and a bass clef staff. The treble clef staff contains a melodic line with a key signature of one sharp (F#) and a common time signature. The bass clef staff contains a bass line with a key signature of one sharp (F#) and a common time signature. Below the bass clef staff of the second grand staff system is a guitar tablature staff with six lines. The score includes various musical notations such as notes, rests, and accidentals. Chord diagrams are provided for the G and Am<sup>7</sup> chords. The tablature staffs contain fret numbers and other guitar-specific notations.



The first system consists of a single treble clef staff with a key signature of one sharp (F#) and a grand staff (treble and bass clefs). The treble staff contains a melodic line with eighth and sixteenth notes. The grand staff shows a piano accompaniment with sustained chords in the treble and bass clefs.

The second system features a grand staff with a treble clef staff containing a melodic line with rests and a grand staff below. The grand staff includes guitar fretboard diagrams for the G, A, and B strings. The diagrams show fingerings for the first three measures: G string (12, 13, 14, 14, 12), A string (0, 13, 12, 10), and B string (11, 12, 12, 10).

The third system features a grand staff with a bass clef staff containing a melodic line with eighth notes and a grand staff below. The grand staff includes guitar fretboard diagrams for the G, A, and B strings. The diagrams show fingerings for the first three measures: G string (2, 2, 2, 2, 2, 2, 2, 2), A string (2, 2, 2, 2, 2, 2, 2, 2), and B string (2, 2, 2, 4, 0, 0, 0).


The fourth system consists of a treble clef staff with a key signature of one sharp (F#) and a grand staff (treble and bass clefs). The treble staff contains a melodic line with chords and a grand staff below. The grand staff shows a piano accompaniment with sustained chords in the treble and bass clefs.

The fifth system features a bass clef staff with a key signature of one sharp (F#) and a grand staff below. The grand staff includes guitar fretboard diagrams for the G, A, and B strings. The diagrams show fingerings for the first three measures: G string (x, x, x, x, x, x, x, x), A string (x, x, x, x, x, x, x, x), and B string (x, x, x, x, x, x, x, x).



37 G pre-chorus C

The musical score is organized into three systems. The first system features a vocal line in treble clef with a key signature of one sharp (F#) and a common time signature. The piano accompaniment is in grand staff, with the right hand playing chords and the left hand playing triplets. The guitar part shows chords G and C. The second system continues the piano accompaniment and guitar part, with fret numbers 11, 12, 10, and 12 indicated. The bass line is shown with fret numbers 0, 0, 0, 0, 0, 0, 0, 2, 2, 2, 2, 2, 2, 2, 2, 3, 3, 3, 3, 3, 3, 3, 3. The third system includes piano accompaniment, guitar chords, and a bass line with 'x' marks indicating muted notes.



Musical score for the first system, measures 40-42. The key signature is one sharp (F#). The first staff is a single treble clef with a melody. The second and third staves are a grand staff (treble and bass clefs). Chord symbols **D**, **Am<sup>7</sup>**, and **G** are placed above the first staff. The melody consists of eighth and quarter notes. The grand staff shows piano accompaniment with chords and moving lines.

Second system of the grand staff, measures 40-42. The top staff shows a treble clef with a melodic line. The bottom two staves show guitar fretboard diagrams for the left hand. The diagrams are:
 

- Measure 40: 10, 10, 11, 12
- Measure 41: 0, 13, 12, 10
- Measure 42: 0, 13, 12, 10

Third system of the grand staff, measures 40-42. The top staff shows a bass clef with a melodic line. The bottom two staves show guitar fretboard diagrams for the right hand. The diagrams are:
 

- Measure 40: 0 0 0 0 0 0 0 0
- Measure 41: 0 0 0 0 0 0 0 0
- Measure 42: 2 2 2 2 2 2 2 2

Fourth system of the grand staff, measures 40-42. The top staff shows a treble clef with a melodic line. The bottom two staves are empty. The melodic line includes triplets in measure 42.

Fifth system of the grand staff, measures 40-42. The top staff is empty. The bottom staff shows guitar fretboard diagrams for the right hand, consisting of eighth notes with 'x' marks indicating muted notes.

43

C

D

The musical score consists of several systems. The first system features a melody line in treble clef with a key signature of one sharp (F#) and a common time signature. The melody includes notes such as G4, A4, B4, C5, and D5, with some slurs and accents. Above the melody, the chords C and D are indicated. The second system shows a guitar-specific arrangement with a treble staff containing chords and a bass staff with a bass line. A fretboard diagram is provided for the first system, showing fingerings for the treble and bass staves. The diagram includes fret numbers (12, 13, 10, 7) and string numbers (1-6). The third system continues the bass line with a treble staff showing chords and a bass staff with a bass line. The fourth system shows a complex chordal passage in the treble staff with a bass staff showing a bass line. The fifth system features a treble staff with a complex chordal passage and a bass staff with a bass line. The sixth system shows a treble staff with a complex chordal passage and a bass staff with a bass line. The seventh system shows a treble staff with a complex chordal passage and a bass staff with a bass line. The eighth system shows a treble staff with a complex chordal passage and a bass staff with a bass line.





49

C

D

The first system consists of a vocal line in treble clef with a key signature of one sharp (F#) and a grand staff for piano accompaniment. The piano part includes both treble and bass clefs. The vocal line features a melodic phrase starting with a half note, followed by eighth notes, and ending with a long note. The piano accompaniment includes chords and a bass line.

The second system includes a guitar part with tablature and a grand staff for piano accompaniment. The guitar part shows fret numbers for the strings. The piano part includes chords and a bass line. The tablature is as follows:

2	2	2	2	20	0	0	0	0
3	3	3	3		17	17	17	17
4	4	4	4		17	17	17	17
4	4	4	4		15	15	15	15
2	2	2	2					

The third system includes a grand staff for piano accompaniment and guitar tablature. The piano part features a bass line with eighth notes. The guitar part shows fret numbers for the strings.

2	2	2	2	2	2	2	2	3	3	3	3	3	3	3	3	0	0	0	0	0	0	0	0
---	---	---	---	---	---	---	---	---	---	---	---	---	---	---	---	---	---	---	---	---	---	---	---

The fourth system includes a grand staff for piano accompaniment. The piano part features chords and a bass line. The system concludes with a long note in the bass line.

The fifth system includes a grand staff for piano accompaniment. The piano part features chords and a bass line. The system concludes with a long note in the bass line.



Made with using klangio!

52

D# D# Em<sup>7</sup> D C

8

15 12 19 17 19 12

0 18 18

8

0 0 0 1 1 1 1 1 2 2 2 2 2 2 2 0 0 0 0 0



This musical score is for guitar and piano. It begins with a treble clef, a key signature of one sharp (F#), and a common time signature (C). The score is divided into several systems. The first system includes a vocal line with a 'G' chord marking above it, and piano accompaniment for both hands. The second system features a guitar part with a complex chordal texture, accompanied by a piano part with a steady eighth-note bass line. Below the guitar staff in this system is a detailed tablature with fret numbers (3, 4, 5) and string numbers (1-6). The third system continues the guitar and piano accompaniment. The fourth system shows the guitar part with sustained chords and a melodic line, while the piano part continues with eighth notes. The fifth system features a guitar part with a melodic line and a bass line with 'x' marks indicating muted notes. The sixth system shows the guitar part with a melodic line and a bass line with 'x' marks. The seventh system continues the guitar and piano accompaniment. The eighth system shows the guitar part with a melodic line and a bass line with 'x' marks. The ninth system continues the guitar and piano accompaniment. The tenth system shows the guitar part with a melodic line and a bass line with 'x' marks. The eleventh system continues the guitar and piano accompaniment. The twelfth system shows the guitar part with a melodic line and a bass line with 'x' marks. The thirteenth system continues the guitar and piano accompaniment. The fourteenth system shows the guitar part with a melodic line and a bass line with 'x' marks. The fifteenth system continues the guitar and piano accompaniment. The sixteenth system shows the guitar part with a melodic line and a bass line with 'x' marks. The seventeenth system continues the guitar and piano accompaniment. The eighteenth system shows the guitar part with a melodic line and a bass line with 'x' marks. The nineteenth system continues the guitar and piano accompaniment. The twentieth system shows the guitar part with a melodic line and a bass line with 'x' marks. The twenty-first system continues the guitar and piano accompaniment. The twenty-second system shows the guitar part with a melodic line and a bass line with 'x' marks. The twenty-third system continues the guitar and piano accompaniment. The twenty-fourth system shows the guitar part with a melodic line and a bass line with 'x' marks. The twenty-fifth system continues the guitar and piano accompaniment. The twenty-sixth system shows the guitar part with a melodic line and a bass line with 'x' marks. The twenty-seventh system continues the guitar and piano accompaniment. The twenty-eighth system shows the guitar part with a melodic line and a bass line with 'x' marks. The twenty-ninth system continues the guitar and piano accompaniment. The thirtieth system shows the guitar part with a melodic line and a bass line with 'x' marks. The thirty-first system continues the guitar and piano accompaniment. The thirty-second system shows the guitar part with a melodic line and a bass line with 'x' marks. The thirty-third system continues the guitar and piano accompaniment. The thirty-fourth system shows the guitar part with a melodic line and a bass line with 'x' marks. The thirty-fifth system continues the guitar and piano accompaniment. The thirty-sixth system shows the guitar part with a melodic line and a bass line with 'x' marks. The thirty-seventh system continues the guitar and piano accompaniment. The thirty-eighth system shows the guitar part with a melodic line and a bass line with 'x' marks. The thirty-ninth system continues the guitar and piano accompaniment. The fortieth system shows the guitar part with a melodic line and a bass line with 'x' marks. The forty-first system continues the guitar and piano accompaniment. The forty-second system shows the guitar part with a melodic line and a bass line with 'x' marks. The forty-third system continues the guitar and piano accompaniment. The forty-fourth system shows the guitar part with a melodic line and a bass line with 'x' marks. The forty-fifth system continues the guitar and piano accompaniment. The forty-sixth system shows the guitar part with a melodic line and a bass line with 'x' marks. The forty-seventh system continues the guitar and piano accompaniment. The forty-eighth system shows the guitar part with a melodic line and a bass line with 'x' marks. The forty-ninth system continues the guitar and piano accompaniment. The fiftieth system shows the guitar part with a melodic line and a bass line with 'x' marks. The fifty-first system continues the guitar and piano accompaniment. The fifty-second system shows the guitar part with a melodic line and a bass line with 'x' marks. The fifty-third system continues the guitar and piano accompaniment. The fifty-fourth system shows the guitar part with a melodic line and a bass line with 'x' marks. The fifty-fifth system continues the guitar and piano accompaniment. The fifty-sixth system shows the guitar part with a melodic line and a bass line with 'x' marks. The fifty-seventh system continues the guitar and piano accompaniment. The fifty-eighth system shows the guitar part with a melodic line and a bass line with 'x' marks. The fifty-ninth system continues the guitar and piano accompaniment. The sixtieth system shows the guitar part with a melodic line and a bass line with 'x' marks. The sixty-first system continues the guitar and piano accompaniment. The sixty-second system shows the guitar part with a melodic line and a bass line with 'x' marks. The sixty-third system continues the guitar and piano accompaniment. The sixty-fourth system shows the guitar part with a melodic line and a bass line with 'x' marks. The sixty-fifth system continues the guitar and piano accompaniment. The sixty-sixth system shows the guitar part with a melodic line and a bass line with 'x' marks. The sixty-seventh system continues the guitar and piano accompaniment. The sixty-eighth system shows the guitar part with a melodic line and a bass line with 'x' marks. The sixty-ninth system continues the guitar and piano accompaniment. The seventieth system shows the guitar part with a melodic line and a bass line with 'x' marks. The seventy-first system continues the guitar and piano accompaniment. The seventy-second system shows the guitar part with a melodic line and a bass line with 'x' marks. The seventy-third system continues the guitar and piano accompaniment. The seventy-fourth system shows the guitar part with a melodic line and a bass line with 'x' marks. The seventy-fifth system continues the guitar and piano accompaniment. The seventy-sixth system shows the guitar part with a melodic line and a bass line with 'x' marks. The seventy-seventh system continues the guitar and piano accompaniment. The seventy-eighth system shows the guitar part with a melodic line and a bass line with 'x' marks. The seventy-ninth system continues the guitar and piano accompaniment. The eightieth system shows the guitar part with a melodic line and a bass line with 'x' marks. The eighty-first system continues the guitar and piano accompaniment. The eighty-second system shows the guitar part with a melodic line and a bass line with 'x' marks. The eighty-third system continues the guitar and piano accompaniment. The eighty-fourth system shows the guitar part with a melodic line and a bass line with 'x' marks. The eighty-fifth system continues the guitar and piano accompaniment. The eighty-sixth system shows the guitar part with a melodic line and a bass line with 'x' marks. The eighty-seventh system continues the guitar and piano accompaniment. The eighty-eighth system shows the guitar part with a melodic line and a bass line with 'x' marks. The eighty-ninth system continues the guitar and piano accompaniment. The ninetieth system shows the guitar part with a melodic line and a bass line with 'x' marks. The hundredth system continues the guitar and piano accompaniment.

61 G G verse

The musical score is divided into several systems:

- System 1:** Features a guitar part with a capo on the 1st fret, indicated by a '1' in a circle. The piano accompaniment includes triplets in both hands.
- System 2:** Shows a guitar solo section with a melodic line and a corresponding guitar fretboard diagram below it. The diagram includes fret numbers (15, 17, 14) and string numbers (0, 17, 17, 3, 3, 3).
- System 3:** Contains a bass line for the guitar and a piano accompaniment. The bass line includes fret numbers (0, 0, 0, 0, 0, 0, 0, 0, 2, 0, 0, 0, 0, 0, 0, 0, 0, 0).
- System 4:** Shows a guitar solo section with a melodic line and a corresponding guitar fretboard diagram below it. The diagram includes fret numbers (0, 0, 0, 0, 0, 0, 0, 0, 2, 0, 0, 0, 0, 0, 0, 0, 0, 0).
- System 5:** Features a guitar part with a capo on the 1st fret, indicated by a '1' in a circle. The piano accompaniment includes triplets in both hands.



Bm

The musical score consists of several systems of staves. The top system includes a vocal line in treble clef with a key signature of one sharp (F#) and a time signature of 4/4. The second system is a grand staff with a treble clef and a bass clef. The bass clef staff contains a triplet of eighth notes marked with a '3' and a bracket. The third system is a grand staff with a treble clef and a guitar tablature staff below it. The tablature staff shows fret numbers: 3, 3, 3, 3, 3, 3, 3, 3, 4, 4, 4, 4, 4, 4, 4, 4, 4, 4, 4, 4, 4, 4, 4, 4. The fourth system is a grand staff with a treble clef and a bass clef. The bass clef staff contains a sequence of zeros (0) and fours (4) representing fret numbers. The fifth system is a single treble clef staff. The sixth system is a single treble clef staff. The seventh system is a single bass clef staff with an 'H' symbol at the beginning, representing a drum line.







73

Am

The musical score is for a piece in A minor (one sharp, F#). It consists of three measures (73-75). The top staff is a vocal line. The middle section contains piano accompaniment with chords and fingering:   
 Measure 73: Treble clef has chords G4-A4-B4 and G4-A4-B4. Bass clef has chords G2-A2-B2 and G2-A2-B2.   
 Measure 74: Treble clef has chords G4-A4-B4 and G4-A4-B4. Bass clef has chords G2-A2-B2 and G2-A2-B2.   
 Measure 75: Treble clef has a whole note chord G4-A4-B4. Bass clef has a whole note chord G2-A2-B2.   
 The guitar-specific line at the bottom shows fret numbers:   
 Measure 73: Treble clef has fret numbers 4, 4, 4. Bass clef has fret numbers 2, 2, 2.   
 Measure 74: Treble clef has fret numbers 4, 4, 4, 4, 4. Bass clef has fret numbers 4, 4, 4, 4.   
 Measure 75: Treble clef has fret numbers 2, 2, 2, 2, 2, 2, 2, 2. Bass clef has fret numbers 2, 2, 2, 2, 2, 2, 2, 2.   
 A capo is indicated at the 8th fret. The guitar line also includes a diagram of the fretboard for the final measure.



Made with using klangio!



pre-chorus

79

G C D Bm<sup>7</sup>

8

7 7 7 2 2 3 3 5 5 7 7 3 4

4 4 2 2 2 3 3 3 3 0 0 0 0 0 0 0

8

4 4 2 2 2 3 3 3 3 0 0 0 0 0 0 0




82

Am<sup>7</sup> Am<sup>7</sup> Am G C

The musical score consists of several systems:

- Vocal Line:** A single staff with a treble clef and a key signature of one sharp (F#). It contains a melody with notes and rests.
- Piano Accompaniment:** Two staves (treble and bass clefs) with a key signature of one sharp. It includes chords and melodic lines. Chords are labeled as Am<sup>7</sup>, Am, G, and C. Fingerings are indicated with numbers 1-5.
- Guitar Chords:** A system with a treble clef and a key signature of one sharp. It shows chord diagrams for Am<sup>7</sup>, Am, G, and C. Fingerings are indicated with numbers 1-5.
- Guitar Solo:** A system with a bass clef and a key signature of one sharp. It contains a melodic line with notes and rests.
- Drum Part:** A system with a drum clef and a key signature of one sharp. It contains a rhythmic pattern with 'x' marks indicating hits.



85

D

chorus

G

The first system of music features a vocal line in treble clef with a key signature of one sharp (F#). The melody begins with a quarter note G4, followed by eighth notes A4, B4, and C5. A bar line follows, then a half note D5. The second measure contains a half note E5, a quarter note F#5, and a quarter note G5. A double bar line indicates the start of the chorus, which begins with a half note G4, followed by quarter notes A4, B4, and C5. The piano accompaniment consists of a treble staff and a bass staff. The bass staff plays a steady eighth-note accompaniment in the left hand, while the treble staff provides harmonic support with chords and melodic lines.

The second system includes a guitar fretboard diagram and a guitar tablature. The fretboard diagram shows the first three frets of the strings. The tablature is written on a six-line staff with the strings labeled G, A, B, G, A, B from top to bottom. The first measure shows fret numbers 8, 8, 8, 8, 8, 8. The second measure shows 14, 14, 14, 14, 14, 14. The third measure shows 3, 3, 3, 3, 3, 3. The fourth measure shows 2, 2, 3, 3, 2, 2. The fifth measure shows 0, 0, 0, 0, 0, 0.

The third system features a bass line in bass clef and a guitar fretboard diagram. The bass line starts with a quarter note G2, followed by quarter notes A2, B2, and C3. A bar line follows, then a half note D3. The second measure contains a half note E3, a quarter note F#3, and a quarter note G3. The third measure contains a half note A3, a quarter note B3, and a quarter note C4. The fourth measure contains a half note D4, a quarter note E4, and a quarter note F#4. The fifth measure contains a half note G4, a quarter note A4, and a quarter note B4. The sixth measure contains a half note C5, a quarter note B4, and a quarter note A4. The guitar fretboard diagram shows the first three frets of the strings.

The fourth system includes a vocal line and a piano accompaniment. The vocal line starts with a quarter rest, followed by a quarter note G4, a quarter note A4, and a half note B4. A bar line follows, then a half note C5. The second measure contains a half note D5, a quarter note E5, and a quarter note F#5. The third measure contains a half note G5, a quarter note A5, and a quarter note B5. The fourth measure contains a half note C6, a quarter note B5, and a quarter note A5. The piano accompaniment consists of a treble staff and a bass staff. The bass staff plays a steady eighth-note accompaniment in the left hand, while the treble staff provides harmonic support with chords and melodic lines.

The fifth system includes a guitar fretboard diagram and a guitar tablature. The fretboard diagram shows the first three frets of the strings. The tablature is written on a six-line staff with the strings labeled G, A, B, G, A, B from top to bottom. The first measure shows fret numbers 5, 5, 3, 3, 3, 3. The second measure shows 0, 0, 0, 0, 0, 0. The third measure shows 0, 0, 0, 0, 0, 0. The fourth measure shows 0, 0, 0, 0, 0, 0.



Made with using klangio!

Bm<sup>7</sup>

Musical notation for the first system, including a treble clef staff with a melodic line and a grand staff (treble and bass clefs) with chordal accompaniment.


Musical notation for the second system, including a grand staff with a treble clef staff and a guitar fretboard diagram below it. The fretboard diagram shows fingerings for strings G, A, B, and bass strings 3, 4, 5, 10, 11, 12, 14.

Musical notation for the third system, including a grand staff with a bass clef staff and a guitar fretboard diagram below it. The fretboard diagram shows fingerings for strings G, A, B and bass strings 0, 2, 2, 2, 2, 2, 2.

Musical notation for the fourth system, including a treble clef staff with a melodic line and a grand staff with chordal accompaniment.

Musical notation for the fifth system, including a treble clef staff with a melodic line and a grand staff with chordal accompaniment.

Musical notation for the sixth system, including a guitar fretboard diagram with a melodic line and a grand staff with chordal accompaniment.





G

C

D

The musical score consists of several staves:

- Melody:** A treble clef staff with a key signature of one sharp (F#). It features a melodic line with slurs and ties, divided into three measures corresponding to chords G, C, and D.
- Piano Accompaniment:** A grand staff (treble and bass clefs) with a key signature of one sharp. The first measure shows a G chord in the bass clef. The second and third measures are empty.
- Guitar Fingering:** A staff below the piano accompaniment showing fret numbers for the bass clef: 2 2 2 2 2 2 2 0, 0 0 0 0 0 0 0 0, and 3 3 3 3 3 3 3.
- Chord Diagram:** A staff showing a G chord diagram with a '3' above the notes and a '5' below the notes.
- Other Staves:** Additional staves include a treble clef staff with a whole note chord, a treble clef staff with a melodic line, and a guitar-specific staff with a tremolo effect (marked with 'x' symbols) over a melodic line.

97

G

The musical score is arranged in a system with multiple staves. At the top, a single treble clef staff contains a melodic line starting with a G chord. Below it, a grand staff (treble and bass clefs) shows a rhythmic accompaniment with chords and a bass line. Further down, a guitar-specific staff shows fret numbers for the left hand: 10, 10, 10, 11, 12, 7, 8, 7, 0. The bottom section of the score includes a treble clef staff with a melodic line, a bass clef staff with a rhythmic line, and a guitar-specific staff with fret numbers and a bass line.



bridge

100

C

G

Em<sup>7</sup>

The first system of the bridge features a treble clef staff with a melody of eighth and quarter notes. The piano accompaniment is shown in a grand staff (treble and bass clefs), with the bass line playing a steady eighth-note pattern and the treble line providing harmonic support.

The second system includes guitar tablature for the guitar part. The fret numbers are: 0 7 0 12 10 0 0 0 2 0 3 3 0. The guitar part is written in a treble clef staff.

The third system includes guitar tablature for the guitar part. The fret numbers are: 4 4 4 4 4 4 4 2 3 3 3 3 3 3 3 0 0 0 0 0 0 0. The guitar part is written in a bass clef staff.

The final system of the bridge consists of a treble clef staff with a melodic line and a bass clef staff with a bass line. The melody concludes with a long note, and the bass line features a rhythmic pattern of eighth notes.

103

Am<sup>7</sup>

G

C

The first system of music features a vocal line in the upper staff and a piano accompaniment in the lower staves. The vocal line consists of eighth and quarter notes. The piano accompaniment includes a treble staff with chords and a bass staff with a simple bass line.

The second system shows a piano accompaniment with a treble staff containing chords and a bass staff with a bass line. Below the bass staff are guitar chord diagrams for the left hand, showing fingerings for the 7th, 8th, and 9th frets.

The third system continues the piano accompaniment with a treble staff and a bass staff. Below the bass staff are guitar chord diagrams for the left hand, showing fingerings for the 0th, 2nd, and 7th frets.

The fourth system features a vocal line in the upper staff and a piano accompaniment in the lower staves. The vocal line has a melodic line with some rests. The piano accompaniment includes a treble staff with chords and a bass staff with a bass line.

The fifth system shows a guitar accompaniment on a single staff, featuring a rhythmic pattern of eighth notes with 'x' marks indicating muted notes.



Made with using klangio!

D

Am

The first system features a vocal line in treble clef with a key signature of one sharp (F#). The melody begins with a quarter note G4, followed by eighth notes A4-B4, a quarter note C5, and a half note B4. The piano accompaniment consists of a right hand with chords and a left hand with a simple bass line.

The second system continues the piano accompaniment. Below the bass staff, there is a guitar tablature section with the following fret numbers: 8 8, 8 8, 9 9, 10 10, 5 5, 7 7, 7 7, 7 7, 5 5, 7 7, 7 7, 7 7, 5 5, 7 7, 7 7, 7 7, and 17.

The third system continues the piano accompaniment. The guitar tablature below the bass staff shows: 8, 3 3 3 3 3, 3 3 3, 0 0 0 0 0 0 0 0, 0 0 0 0 0 0 0 0.

The fourth system shows the piano accompaniment with a right hand playing chords and a left hand with a simple bass line.

The fifth system continues the piano accompaniment with chords in the right hand and a bass line in the left hand.

The sixth system continues the piano accompaniment with chords in the right hand and a bass line in the left hand.

109

G

C

D

The first system consists of a treble clef staff with a melody in G major, and a grand staff (treble and bass clefs) with piano accompaniment. The melody features eighth and sixteenth notes, with some slurs. The piano accompaniment includes chords and single notes in both hands.

The second system features a treble clef staff with a melody and a guitar fretboard diagram below it. The fretboard shows fingerings for the first four frets, with numbers 0, 1, 2, 3, 4, 5 and strings G, A, B indicated. The melody continues with eighth and sixteenth notes.

The third system features a bass clef staff with a melody and a guitar fretboard diagram below it. The fretboard shows fingerings for the 8th fret and higher, with numbers 2, 4, 5 and strings G, A, B indicated. The melody continues with eighth and sixteenth notes.

The fourth system features a treble clef staff with a melody and a guitar fretboard diagram below it. The fretboard shows fingerings for the 8th fret and higher, with numbers 2, 4, 5 and strings G, A, B indicated. The melody continues with eighth and sixteenth notes.

The fifth system features a guitar fretboard diagram showing fingerings for the 8th fret and higher, with numbers 2, 4, 5 and strings G, A, B indicated. The diagram shows the placement of fingers on the strings for the final notes of the piece.



Made with using klangio!

chorus

A#

G#

112

The musical score is arranged in a system with multiple staves. At the top, a vocal line in treble clef with a key signature of one sharp (F#) begins at measure 112. The piano accompaniment is shown in grand staff notation (treble and bass clefs). A guitar-specific part is provided below the piano accompaniment, including a fretboard diagram with fret numbers (2, 3, 2, 0) and a rhythmic notation with 'x' marks. The score concludes with a double bar line and a final chord in the guitar part.



The image displays a musical score for guitar and piano. It consists of several systems of staves. The top system includes a single treble clef staff and a grand staff (treble and bass clefs). The second system features a grand staff with guitar tablature below the bass clef staff, showing fret numbers (1-4) and string numbers (4-6). The third system shows a grand staff with guitar tablature below the bass clef staff, including a circled '8' and fret numbers (1-3). The bottom system includes a single treble clef staff, a grand staff, and a guitar tablature staff with 'x' marks indicating muted strings.



C#

D#

The first system consists of a treble clef staff with a melodic line and a grand staff with piano accompaniment. The melodic line starts with a quarter note C#4, followed by eighth notes D#4, E4, F#4, G4, A4, B4, and C#5. The piano accompaniment features a right-hand part with chords and a left-hand part with a steady eighth-note bass line.

The second system features a treble clef staff with chords and a guitar fretboard diagram below it. The fretboard diagram shows the following fingerings for the strings: 6, 6, 6, 6, 3, 3, 3, 3, 3, 3, 3, 3, 4, 4, 4, 4, 4, 4, 4, 4, 1, 1, 1, 1, 1, 1, 1, 1.

The third system consists of a bass clef staff with a melodic line and a guitar fretboard diagram below it. The fretboard diagram shows the following fingerings: 4, 4, 4, 4, 4, 4, 4, 4, 1, 1, 1, 1, 1, 1, 1, 1.

The fourth system includes a treble clef staff with a melodic line, a grand staff with piano accompaniment, and a guitar fretboard diagram. The melodic line features a sequence of notes including C#4, D#4, E4, F#4, G4, A4, B4, and C#5. The piano accompaniment has a right-hand part with chords and a left-hand part with a steady eighth-note bass line. The fretboard diagram shows the following fingerings: 4, 4, 4, 4, 4, 4, 4, 4, 1, 1, 1, 1, 1, 1, 1, 1.

120

Fm<sup>7</sup>

G#

The first system of music features a vocal line in the upper staff and piano accompaniment in the lower two staves. The key signature has one sharp (F#). The piano accompaniment includes a bass line with a long note and a right-hand part with chords. The tempo is marked as 120.

The second system continues the musical piece. It includes a vocal line and piano accompaniment. Below the piano accompaniment is a guitar fretboard diagram with strings labeled G, A, B and fret numbers: 0, 1, 1, 2, 2, 2, 2, 2, 3, 4, 4, 4, 4, 4, 4, 4, 4, 5, 5, 5, 5, 5, 5, 5, 3, 4, 4, 4, 4, 4, 4, 4, 5, 5, 5, 5, 5, 5, 5, 3, 1.

The third system shows a bass line and a guitar fretboard diagram. The fretboard diagram has strings labeled G, A, B and fret numbers: 1, 1, 1, 2, 2, 2, 2, 2, 3, 3, 3, 3, 3, 3, 3, 1.

The fourth system includes a vocal line, piano accompaniment, and a guitar fretboard diagram. The fretboard diagram has strings labeled G, A, B and fret numbers: 1, 1, 1, 2, 2, 2, 2, 2, 3, 3, 3, 3, 3, 3, 3, 1.



Made with using klangio!

122

C#

D#

The musical score consists of several systems. The first system includes a vocal line, a grand staff (treble and bass clefs), and a guitar tablature staff. The tablature staff contains the following fret numbers:

4	4	4	16	16	13	13	9
4	4	4	16	16	14	14	9
3	3	3	17	17	13	13	9
1	1	1	20	20	15	15	10
			23	23	16	16	
			18	18			

The second system features a bass line and a guitar tablature staff with the following fret numbers:

1	1	1	1	1	1	1	1
4	4	4	4	4	4	4	4

The third system includes a grand staff and a guitar tablature staff with the following fret numbers:

1	1	1	1	1	1	1	1
---	---	---	---	---	---	---	---




124

chorus

G#

C#

The musical score is arranged in a system of seven staves. The top staff is a vocal line in treble clef with a key signature of one sharp (F#). It begins at measure 124 with a melodic line. Above the staff, the chord G# is indicated. The staff continues through a double bar line and then resumes with a melodic line. Above the staff, the chord C# is indicated. The second and third staves are piano accompaniment. The second staff is in treble clef and contains chords and melodic fragments. The third staff is in bass clef and contains chords and a bass line. The fourth staff is a guitar accompaniment staff in bass clef. It features a bass line with eighth notes and a fretting diagram below it showing fingerings (1-1-1-1-1-1-1-1). The fifth staff is a guitar accompaniment staff in treble clef, containing chords and melodic fragments. The sixth staff is a guitar accompaniment staff in treble clef, containing chords and melodic fragments. The seventh staff is a guitar accompaniment staff in bass clef, containing chords and melodic fragments.



Made with using klangio!

127

D# E C7 Fm

The musical score consists of three systems. The first system includes a vocal line with lyrics 'D# E C7 Fm' and a piano accompaniment. The second system features a guitar part with fretboard diagrams and tablature. The third system shows a piano accompaniment with chords and fingerings. The score is divided into three measures.



130

C#

The musical score is arranged in a system with multiple staves. At the top is a single treble clef staff with a key signature of one sharp (F#) and a common time signature. It contains a melodic line with a triplet of eighth notes and a fermata. Below this is a grand staff consisting of a treble and bass clef staff. The treble staff has a key signature of one sharp and a common time signature, with a fermata over the first measure. The bass staff has a key signature of one sharp and a common time signature, with a fermata over the first measure. Below the grand staff is a guitar tablature section with three systems. The first system has a treble clef and a key signature of one sharp, with a fermata over the first measure. The second system has a bass clef and a key signature of one sharp, with a fermata over the first measure. The third system has a treble clef and a key signature of one sharp, with a fermata over the first measure. The tablature consists of six lines representing guitar strings, with numbers 6, 8, 9, and 10 indicating fret positions. The drum part is located at the bottom of the page, consisting of a single staff with a key signature of one sharp and a common time signature, featuring a series of eighth notes and rests.



Made with using klangio!

Musical score for guitar, featuring a melody line, piano accompaniment, and guitar-specific notation.

**Chords:** D# (measure 1), G# (measure 2)

**Staff 1 (Melody):** Treble clef, key signature of one sharp (F#). Notes include a dotted quarter note D# in measure 1, followed by eighth notes in measures 2 and 3.

**Staff 2 (Piano Accompaniment):** Treble and Bass clefs. Measure 1 features a complex chordal texture with sixteenth notes. Measure 2 continues with similar textures, and measure 3 features a more active bass line.

**Staff 3 (Guitar):** Treble clef, key signature of one sharp. Includes a dynamic marking of *8*. Notes include a dotted quarter note D# in measure 1, followed by eighth notes in measures 2 and 3.

**Staff 4 (Guitar Fingering):** Treble clef. Shows fingerings for strings 1, 2, and 3. Measure 1: 3, 4, 3. Measure 2: 6, 6. Measure 3: 6, 6, 4, 4, 4, 4, 4, 4. Measure 4: 4, 6, 6, 6, 8, 8, 8. Measure 5: 8, 8, 8, 8, 8, 8, 6, 6, 6.

**Staff 5 (Bass Line):** Bass clef, key signature of one sharp. Includes a dynamic marking of *8*. Notes are eighth notes. Measure 1: 1-1-1-1-1-1-1-1. Measure 2: 1-1-1-1-1-1-1-1. Measure 3: 1-1-1-1-1-1-1-1.

**Staff 6 (Guitar):** Treble clef, key signature of one sharp. Includes a dynamic marking of *7*. Notes include a dotted quarter note D# in measure 1, followed by eighth notes in measures 2 and 3.


**Staff 7 (Guitar):** Treble clef, key signature of one sharp. Includes a triplet marking (*3*) over the first three notes of measure 1. Notes include a dotted quarter note D# in measure 1, followed by eighth notes in measures 2 and 3.

**Staff 8 (Guitar):** Treble clef, key signature of one sharp. Notes include a dotted quarter note D# in measure 1, followed by eighth notes in measures 2 and 3.

136

C#

The musical score consists of several systems. The top system shows a guitar part with a capo on the 8th fret and a piano accompaniment. The piano part includes a melodic line in the right hand and a bass line in the left hand. The bass line is marked with '8' and '1'. The second system shows a complex chord structure for the guitar, with many sharps and naturals. The piano part continues with a melodic line and a bass line. The third system shows a melodic line for the guitar and a bass line for the piano. The fourth system shows a complex chord structure for the guitar and a bass line for the piano. The fifth system shows a melodic line for the guitar and a bass line for the piano. The sixth system shows a complex chord structure for the guitar and a bass line for the piano. The seventh system shows a melodic line for the guitar and a bass line for the piano. The eighth system shows a complex chord structure for the guitar and a bass line for the piano. The ninth system shows a melodic line for the guitar and a bass line for the piano. The tenth system shows a complex chord structure for the guitar and a bass line for the piano.



Made with using klangio!

G#

8

4 8 4 9 16  
5 8 4 5 16  
6 6 6 6 13  
4

1 1 1 1