

Our Yah Can Do Anything © 2025 Foundations Rising

Timothy Jay Schwab

$\text{♩} = 143$

intro C G Am

Vocals

Piano

Guitar

Bass

Violin

Synth

Drums



Made with using klangio!

2

verse

4 F C G Am



Made with using klangio!

8

F C G

The image shows a musical score for guitar, page 3. It consists of several staves. The top staff is a treble clef staff with a melody line. Above it are three chord labels: 'F', 'C', and 'G'. Below the treble clef staff is a grand staff (treble and bass clefs) which is mostly empty. Below that is another grand staff with a bass clef staff containing a bass line and a TAB staff with fret numbers. The bottom staff is a single staff with a bass clef containing a bass line. The score is divided into three measures by vertical bar lines.



11 Am F G verse Am

The musical score consists of several systems. The first system shows the guitar melody with chords Am, F, G, and Am. The second system shows the piano accompaniment, including a right-hand part with chords and a left-hand part with a bass line and fingerings. The third system shows the guitar melody with a 'verse' section marked. The fourth system shows the piano accompaniment with a bass line and fingerings. The fifth system shows the guitar melody with a 'verse' section marked. The sixth system shows the piano accompaniment with a bass line and fingerings. The seventh system shows the guitar melody with a 'verse' section marked. The eighth system shows the piano accompaniment with a bass line and fingerings.

14

The musical score consists of several staves:

- Melody Staff (Top):** Treble clef, contains the main melody with notes and rests. Chords F, C, and G are indicated above the staff.
- Piano Accompaniment (Middle):** Treble and Bass clefs, contains piano accompaniment. The bass line includes fingerings (2, 3) and a double bar line.
- Guitar-specific Notation (Bottom):** Includes guitar-specific notation such as fret numbers (10, 8, 7) and a guitar-specific staff with 'x' marks indicating muted notes.



♩ = 214
Am

F

17

Musical notation for the first system, including a treble clef staff with a melody and a grand staff with empty piano staves.

Musical notation for the second system, including a treble clef staff with chords and a guitar fretboard diagram.


3	3					0	0	1	1	0	0	1	1	1	1	1	1	1
3	3					1	1			2	2	2	2	2	2	2	2	2
4	4					2	0	1	2	0	1							
5	5					2	2			3	3	3	3	3	3	3	3	3
3	3					0	0			1	1	1	1	1	1	1	1	1

Musical notation for the third system, including a bass clef staff with a melody and a guitar fretboard diagram.

0	0	0	0	0	0	0	0	2	2	2	2	2	2	2	2	3	3	3

Empty musical staves for the fourth system.

Musical notation for the fifth system, including a guitar fretboard diagram.



20 $\text{♩} = 158$ G chorus C

The musical score consists of several staves:

- Vocal Line:** Treble clef, starting with a quarter note G4, followed by eighth notes G4-A4-B4-C5, and ending with a quarter note C5.
- Piano Accompaniment:** Treble and Bass clefs. The right hand features a complex rhythmic pattern with triplets and sixteenth notes. The left hand has a simpler bass line.
- Guitar Accompaniment:** Treble clef. The right hand features a complex rhythmic pattern with triplets and sixteenth notes. The left hand has a simpler bass line.
- Guitar Solo:** Treble clef. The right hand features a complex rhythmic pattern with triplets and sixteenth notes. The left hand has a simpler bass line.

The score is divided into a main section and a 'chorus' section. The tempo is 158 BPM. The key signature has one sharp (F#). The score includes a guitar solo line at the bottom.



The musical score consists of several systems of staves:

- System 1:** A single treble clef staff with a melodic line. A 'G' chord symbol is placed above the staff.
- System 2:** A grand staff (treble and bass clefs) with rests in both staves.
- System 3:** A grand staff with a melodic line in the treble clef and guitar tablature in the bass clef. The tablature shows chords and triplets.
- System 4:** A grand staff with a melodic line in the bass clef and guitar tablature in the bass clef. The tablature shows triplets.
- System 5:** A grand staff with rests in both staves.
- System 6:** A grand staff with rests in both staves.
- System 7:** A single staff with a drum set icon and a rhythmic pattern of notes and rests.

26

Am⁷

Am

Musical notation for the first system, including a treble clef staff with a melodic line and a grand staff with empty bass and tenor staves.

Musical notation for the second system, including a treble clef staff with a melodic line, a grand staff with bass and tenor staves, and guitar fretboard diagrams for strings 1, 2, and 3.

Musical notation for the third system, including a bass clef staff with a melodic line, a grand staff with bass and tenor staves, and guitar fretboard diagrams for strings 4, 5, and 6.

Musical notation for the fourth system, including a treble clef staff with a melodic line, a grand staff with empty bass and tenor staves, and a guitar fretboard diagram for string 1.

Musical notation for the fifth system, including a guitar fretboard diagram for strings 2 through 6.



Made with using klangio!

32

F

G

The first system consists of a vocal line and a grand staff. The vocal line starts with a treble clef and contains a melodic line with eighth and quarter notes. The grand staff includes a treble clef with a melodic line and a bass clef with a bass line. The system concludes with a double bar line.

The second system features a grand staff with guitar fretboard diagrams. The top staff has a treble clef and contains a melodic line with a trill-like ornament. The middle staff shows fretboard diagrams for the guitar, with numbers 1, 1, 1, and 3 indicating fingerings. The bottom staff has a bass clef and contains a bass line with numbers 0, 3, 3, 3, 3, 3, and 0.

The third system continues the grand staff with guitar fretboard diagrams. The top staff has a treble clef and contains a melodic line. The middle staff shows fretboard diagrams with numbers 0, 0, 0, 0, 0, 0, 0, 3, 3, 3, 3, 3, and 0. The bottom staff has a bass clef and contains a bass line.

The fourth system features a grand staff with guitar fretboard diagrams. The top staff has a treble clef and contains a melodic line with a long note. The middle staff shows fretboard diagrams with numbers 0, 0, 0, 0, 0, 0, 0, 3, 3, 3, 3, 3, and 0. The bottom staff has a bass clef and contains a bass line.

The fifth system continues the grand staff with guitar fretboard diagrams. The top staff has a treble clef and contains a melodic line. The middle staff shows fretboard diagrams with numbers 0, 0, 0, 0, 0, 0, 0, 3, 3, 3, 3, 3, and 0. The bottom staff has a bass clef and contains a bass line.

The sixth system features a grand staff with guitar fretboard diagrams. The top staff has a treble clef and contains a melodic line. The middle staff shows fretboard diagrams with numbers 0, 0, 0, 0, 0, 0, 0, 3, 3, 3, 3, 3, and 0. The bottom staff has a bass clef and contains a bass line.



chorus

35

The musical score consists of three systems. The first system includes a guitar staff with chords C and G, and piano accompaniment in treble and bass clefs. The second system shows piano accompaniment with detailed fingerings for both hands. The third system shows piano accompaniment and a drum part with a bass drum line.

38

Am

The musical score is arranged in a system with multiple staves. At the top, a vocal line in treble clef contains a melody. Below it, a grand staff (treble and bass clefs) shows piano accompaniment with rests. A third staff, also in treble clef, contains guitar-specific notation including a capo sign (8), a key signature change to Am, and a melodic line with a trill. Below this is a fretboard diagram with strings 1-6 and frets 3, 5, 9, 9, 9, 9, 9, 15, 17, 17. The next staff is a bass clef line with a capo sign (8) and a rhythmic bass line. Below it is another fretboard diagram with strings 1-6 and frets 0, 0, 0, 0, 0, 0, 0, 0, 2, 2, 2, 2, 2, 2, 2, 2, 2, 2, 2, 2, 2, 2. The system concludes with a treble clef staff showing a sustained chord with a tremolo effect, and a final guitar staff with a treble clef and a bass line with 'x' marks indicating muted notes.



verse

41

F C

8

15 15 15 15 3
17 17 17 17 3
17 17 17 17 5

3 3 3 3 3 3 3 3 3 3 3 3 3 3 3 3 3 3 3 3

8

3 3 3 3 3 3 3 3 3 3 3 3 3 3 3 3 3 3 3 3



44

Chords: G, Am⁷, F, F

The musical score consists of several staves. The top staff is a treble clef with a melody line. The second and third staves are a grand staff (treble and bass clefs) for piano accompaniment. The fourth staff is guitar tablature for the left hand, with fret numbers 3, 4, 5, and 0. The fifth staff is a bass clef with a bass line. The sixth staff is a treble clef with a melodic line. The seventh staff is a treble clef with a melodic line, including a triplet of eighth notes. The eighth staff is a drum part with 'x' marks indicating hits on the snare and bass drum.



Made with using klangio!

47

C G Am⁷ F

The musical score is divided into several systems. The first system contains a vocal line with lyrics 'C G Am⁷ F' and a piano accompaniment with a treble clef and a bass line. The second system continues the piano accompaniment with a treble clef and a bass line, including a guitar-specific notation section with fret numbers (0, 1, 3, 4, 5, 7) and a '3' (triple) marking. The third system continues the piano accompaniment with a treble clef and a bass line, including a guitar-specific notation section with fret numbers (0, 2) and a '3' (triple) marking. The fourth system contains a guitar-specific notation section with a treble clef and a bass line, including a '3' (triple) marking. The fifth system contains a guitar-specific notation section with a treble clef and a bass line, including a '3' (triple) marking.

50 G verse Am

The musical score consists of several staves:

- Vocal Line:** A single treble clef staff with a melody line. It starts with a G chord and includes a triplet of eighth notes.
- Guitar Melody:** A treble clef staff showing the melodic line for the guitar. It features a triplet of eighth notes and various chordal textures.
- Bass Line:** A bass clef staff with a steady eighth-note accompaniment. It includes a triplet of eighth notes.
- Chord Diagrams:** A section showing guitar chord diagrams for the G and Am chords, with fingerings indicated by numbers 1-4.
- Tablature:** A section with two staves (TAB and B) providing fret numbers for the guitar. The TAB staff shows fret numbers (e.g., 3, 4, 5, 7) and the B staff shows string numbers (1-6).



F

G

Am

The first system of music features a vocal line in the upper staff and piano accompaniment in the lower two staves. The vocal line begins with a treble clef and a key signature of one flat. The piano accompaniment includes a right-hand part with chords and a left-hand part with a simple bass line.

The second system shows a guitar fretboard diagram for the right hand, with strings numbered 1 to 6 and frets indicated by numbers. Below the diagram are the corresponding guitar chords: F (5 6 5 6 5 5), G (3 4 5 5 5 3), and Am (3 3 3 3 3 3).

The third system continues the guitar fretboard diagram and chord notation. The chords shown are F (3 3 3 3 3 3), G (0 0 0 0 0 0), and Am (0 0 0 0 0 0).

The fourth system shows the final part of the guitar fretboard diagram and chord notation, with chords F (3 3 3 3 3 3), G (0 0 0 0 0 0), and Am (0 0 0 0 0 0).

56 Am⁷ Am F = 214 G

8

5 5 5 5 5 5 5 5 5 5 5 5 3

5 5 5 5 5 5 5 5 5 5 5 5 3

7 2 2 2 2 2 2 2 2 2 3 3 3 3 3 3 0 0 0

7 0 0 0 0 0 0 0 0 3

2 2 2 2 2 2 2 3 3 3 3 3 3 0 0 0

3 3 3



♩ = 167

chorus

C

The musical score is divided into several systems. The first system shows the vocal line and piano accompaniment. The second system features a guitar tablature section with fret numbers (3, 4, 5) and a treble clef staff. The third system continues the guitar accompaniment with a bass clef staff and fret numbers (0, 3, 5). The fourth system shows the piano accompaniment with a treble clef staff. The fifth system shows the piano accompaniment with a bass clef staff. The sixth system shows the guitar accompaniment with a treble clef staff. The seventh system shows the guitar accompaniment with a bass clef staff.

62

G

The first system of music consists of three staves. The top staff is a treble clef staff with a melodic line of eighth and quarter notes. The middle and bottom staves form a grand staff for piano accompaniment, with the right hand playing a rhythmic pattern of eighth notes and the left hand playing a simple bass line.

The second system features a grand staff with a complex piano accompaniment. The right hand plays a series of chords and arpeggios, while the left hand plays a bass line. Below the grand staff is a guitar chord diagram with strings labeled G, A, B and fret numbers 5, 5, 5, 5, 5, 5.

The third system continues the piano accompaniment with a grand staff. The right hand plays a series of chords and arpeggios, while the left hand plays a bass line. Below the grand staff is a guitar chord diagram with strings labeled G, A, B and fret numbers 5, 5, 5, 5, 5, 5.

The fourth system shows a grand staff with a complex piano accompaniment. The right hand plays a series of chords and arpeggios, while the left hand plays a bass line.

The fifth system continues the piano accompaniment with a grand staff. The right hand plays a series of chords and arpeggios, while the left hand plays a bass line. Below the grand staff is a guitar chord diagram with strings labeled G, A, B and fret numbers 5, 5, 5, 5, 5, 5.



Am⁷

F

0	0	0	0	0	15	15	15	15	15	0	1	3
5	5	5	5	5	17	17	17	17	17	15	17	
					17	17	17	17	17			

2	2	2	2	2	2	2	2	2	2	0	3	3	3	3	3
---	---	---	---	---	---	---	---	---	---	---	---	---	---	---	---

68

F G G

The first system of music features a treble clef staff with a melody of quarter notes: F4, G4, A4, B4, C5, B4, A4, G4, F4. Above the staff, the chords F, G, and G are indicated. The piano accompaniment consists of a grand staff (treble and bass clefs). The right hand plays a sequence of chords: F major (F-A-C), G major (G-B-D), and G major (G-B-D), each with a grace note. The left hand plays a simple bass line with quarter notes: F3, G3, A3, B3, C4, B3, A3, G3, F3.

The second system continues the melody in the treble clef staff. The piano accompaniment is shown with guitar fretboard diagrams for the right hand (Guitar A) and left hand (Guitar B). The right hand diagrams show a sequence of chords: F major (3-3-0), G major (3-3-0), and G major (3-3-0). The left hand diagrams show a sequence of notes: F3, G3, A3, B3, C4, B3, A3, G3, F3.

The third system continues the melody in the bass clef staff. The piano accompaniment is shown with guitar fretboard diagrams for the right hand (Guitar A) and left hand (Guitar B). The right hand diagrams show a sequence of notes: F3, G3, A3, B3, C4, B3, A3, G3, F3. The left hand diagrams show a sequence of chords: F major (5-3), G major (5-3), and G major (3-0-0-0-0-0-0-0-0-0-0-0).

The fourth system continues the melody in the treble clef staff. The piano accompaniment is shown with guitar fretboard diagrams for the right hand (Guitar A) and left hand (Guitar B). The right hand diagrams show a sequence of chords: F major (5-3), G major (5-3), and G major (3-0-0-0-0-0-0-0-0-0-0-0). The left hand diagrams show a sequence of notes: F3, G3, A3, B3, C4, B3, A3, G3, F3.



Made with using klangio!

71 F G C chorus

The musical score is divided into three systems. The first system shows the vocal line with notes for 'F', 'G', and 'C', followed by a 'chorus' section. The piano accompaniment features chords and triplets in the right hand, and a bass line in the left hand. The guitar part includes fretboard diagrams with 'x' marks for muted strings and a 7/8 time signature.

74

G

The first system of music features a treble clef staff with a G chord indicated above the first measure. The piano accompaniment is written in a grand staff (treble and bass clefs) with a 9/4 time signature. The right hand has a melodic line with grace notes, and the left hand has a bass line.

The second system shows a treble clef staff with a melodic line. Below it is a guitar fretboard diagram for a 9/4 time signature. The diagram shows fingerings for the first two measures: 12 and 8. The subsequent measures show a sequence of chords with fingerings: 3 3 3 3, 3 3 3 3, 3 3 3 3, 3 3 3 3, 3 3 3 3, 3 3 3 3, 3 3 3 3, 3 3 3 3.

The third system features a bass clef staff with a melodic line. Below it is a guitar fretboard diagram for a 9/4 time signature. The diagram shows fingerings for the first two measures: 3 3 3 3 and 5 5. The subsequent measures show a sequence of chords with fingerings: 0 0 0 0, 0 0 0 0, 0 0 0 0, 0 0 0 0, 0 0 0 0, 0 0 0 0.

The fourth system consists of a grand staff with piano accompaniment and a guitar fretboard diagram. The grand staff has a treble clef staff with a melodic line and a bass clef staff with a bass line. The guitar fretboard diagram shows a sequence of chords with fingerings: 3 3 3 3, 3 3 3 3, 3 3 3 3, 3 3 3 3, 3 3 3 3, 3 3 3 3, 3 3 3 3, 3 3 3 3.



Made with using klangio!

80

bridge

G

Am⁷

Am F

C

The first system of music features a treble clef staff with a melody starting on a quarter rest, followed by eighth and quarter notes. The piano accompaniment is shown in a grand staff with treble and bass clefs, featuring chords and moving lines.

The second system continues the melody and accompaniment. Below the grand staff, there are guitar fretboard diagrams for the G, Am⁷, Am, F, and C chords, showing fingerings for strings 1, 2, 3, 4, 5, and 6.

The third system features a bass clef staff with a melody and a grand staff with piano accompaniment. Below the grand staff, there are guitar fretboard diagrams for the G, Am⁷, Am, F, and C chords, showing fingerings for strings 1, 2, 3, 4, 5, and 6.

The fourth system includes a treble clef staff with a melody, a grand staff with piano accompaniment, and a drum staff with a rhythmic pattern of eighth and quarter notes.



G Am⁷ Am F C

The first system of music features a vocal line in the upper staff and a piano accompaniment in the lower staves. The vocal line consists of eighth and sixteenth notes, with a fermata over the final note. The piano accompaniment includes chords and melodic lines in both the right and left hands.

The second system shows the piano accompaniment in the upper staff and guitar chord diagrams in the lower staff. The diagrams are labeled with letters G, A, and B, and include fret numbers for the strings.

The third system shows the piano accompaniment in the upper staff and guitar fretboard diagrams in the lower staff. The diagrams indicate fret numbers for the strings, such as 3, 0, 2, and 3.

The fourth system features a piano accompaniment in the upper staff and a vocal line in the lower staff. The piano accompaniment includes chords and melodic lines, while the vocal line has a long note with a fermata.

The fifth system shows a guitar rhythm line in the lower staff, consisting of a series of 'x' marks indicating strumming patterns.



87

E⁷

Am

verse

F

The first system of music features a vocal line on a single treble staff and a piano accompaniment on two staves (treble and bass). The vocal line consists of eighth and quarter notes. The piano accompaniment includes chords and melodic lines in both hands.

The second system includes a guitar fretboard diagram with fingerings (0, 1, 3, 2, 0, 1, 3) and a treble staff with triplets and eighth notes.

The third system features a bass staff with a melodic line and a guitar fretboard diagram with fingerings (3, 1, 2, 2, 2, 2, 2, 2, 2).

The fourth system contains a treble staff with chords and a guitar fretboard diagram with various chord shapes and fingerings.



Made with using klangio!

F

C

G

Musical notation for the first system, including a single treble clef staff and a grand staff (treble and bass clefs).

Musical notation for the second system, including a grand staff with guitar chord diagrams and fret numbers below the strings.

Musical notation for the third system, including a grand staff with guitar fret numbers below the strings.

Musical notation for the fourth system, including a grand staff with guitar fret numbers below the strings.



99

G

The musical score consists of several systems:

- Main Melody:** A single staff in treble clef with a treble clef. It features a melodic line with eighth and sixteenth notes, including a triplet of eighth notes and a triplet of sixteenth notes. A 'G' chord symbol is placed above the final measure.
- Piano Accompaniment:** A grand staff with treble and bass clefs. The right hand plays chords and moving lines, while the left hand plays a steady eighth-note accompaniment.
- Guitar Chords:** A system of six staves showing chord diagrams and fret numbers for the guitar. The top staff shows chord shapes with dots for fingers. The bottom five staves show fret numbers for strings 1 through 6.
- Additional Staves:** Two more staves at the bottom of the system, one in treble clef and one in bass clef, containing sparse melodic fragments.



Made with using klangio!

105

F G G

The first system of music features a vocal line on a single treble clef staff and piano accompaniment on two staves (treble and bass clefs). The vocal line consists of a series of eighth notes, with a fermata over the final note. The piano accompaniment includes a treble staff with chords and a bass staff with a steady eighth-note bass line. Chord symbols 'F', 'G', and 'G' are placed above the vocal staff.

The second system continues the musical notation. It includes a treble staff with a melodic line and a guitar fretboard diagram below it. The fretboard diagram shows fingerings for the strings, with numbers 1-5 and a '3' indicating a triplet. The piano accompaniment continues with chords and bass notes.

The third system shows further musical notation. The guitar fretboard diagram includes a '3' above the first few frets, indicating a triplet. The piano accompaniment continues with a consistent bass line and chords.

The fourth system concludes the musical notation. It features a treble staff with a melodic line, a guitar fretboard diagram with a '3' above the final frets, and a piano accompaniment with chords and bass notes.



F

C

The first system consists of a treble clef staff with a melodic line and a grand staff (treble and bass clefs) for piano accompaniment. The melodic line starts with a quarter rest, followed by eighth notes. The piano accompaniment features a rhythmic pattern of eighth notes in the right hand and a single note in the left hand.

The second system shows guitar-specific notation. The top staff contains chord diagrams for F and C. Below the diagrams are fingerings for the guitar strings, with numbers 1-5 indicating finger placement. The notation includes a 7-measure rest followed by eighth notes.

The third system features a bass clef staff with a melodic line and a grand staff for piano accompaniment. The melodic line begins with an 8-measure rest, followed by eighth notes. The piano accompaniment has a rhythmic pattern of eighth notes in the right hand and rests in the left hand.

The fourth system includes a treble clef staff with a melodic line, a grand staff for piano accompaniment, and a guitar staff. The melodic line has a 3-measure rest followed by eighth notes. The piano accompaniment has a rhythmic pattern of eighth notes in the right hand and rests in the left hand. The guitar staff shows a rhythmic pattern of eighth notes with 'x' marks above them, indicating muted notes.



chorus

111

G

The first system of music features a vocal line in the upper staff and piano accompaniment in the lower two staves. The vocal line begins with a whole note G4. The piano accompaniment includes a treble clef staff with a melody and a bass clef staff with a bass line. The bass line starts with a triplet of eighth notes (G2, A2, B2) and continues with a steady eighth-note pattern.

The second system continues the piano accompaniment. It includes a treble clef staff with a melody and a guitar fretboard diagram below it. The fretboard diagram shows fingerings for the guitar, with numbers 0, 3, 1, 3, 1, 3, 1, 0, 1, 3, 1, 0, 0, 0, 0, 0, 0, 0, 0, 0, 0, 0, 3, 3, 3, 3, 3, 3, 3, 3.

The third system continues the piano accompaniment. It includes a bass clef staff with a bass line and a guitar fretboard diagram below it. The fretboard diagram shows fingerings for the guitar, with numbers 8, 5, 5, 5, 5, 5, 5, 0, 3, 0, 0, 0, 0.

The fourth system continues the piano accompaniment. It includes a treble clef staff with a melody, a bass clef staff with a bass line, and a guitar fretboard diagram below it. The fretboard diagram shows fingerings for the guitar, with numbers 3, 3, 3, 3, 5, 5, 5, 5, 0, 3, 0, 0, 0, 0.




Made with using klangio!

117

bridge

The musical score is divided into two systems. The first system contains the first two systems of notation, and the second system contains the remaining four systems. The notation includes a vocal line, a piano accompaniment with treble and bass staves, guitar tablature, and a guitar chord diagram. The score includes various musical notations such as notes, rests, slurs, and triplets. The guitar tablature shows fret numbers and fingerings, and the chord diagram shows the fretboard layout for a specific chord.



Made with using klangio!

G

Am⁷

The musical score consists of several staves. The top staff is a single melodic line in treble clef. The second and third staves are a grand piano accompaniment, with the right hand in treble clef and the left hand in bass clef. The fourth and fifth staves are guitar-specific notation, showing fret numbers for the right and left hands respectively. The right hand notation includes a 3-fingered triplet in the first measure and a 1-fingered note in the third measure. The left hand notation includes a 5-fingered note in the first measure and a 2-fingered note in the third measure. The sixth and seventh staves are additional melodic lines in treble clef. The eighth staff is a bass line in bass clef. The piece concludes with a double bar line.

124

Am Fm

C

bridge

The first system of music features a vocal line in the upper staff and piano accompaniment in the lower two staves. The vocal line begins with a treble clef and a key signature of one flat. The piano accompaniment includes a right-hand part with chords and a left-hand part with a simple bass line.

The second system is dedicated to guitar accompaniment. It shows chord diagrams for Am, Fm, and C. Fret numbers are indicated on the strings: 12, 13, 12 for Am; 12, 13, 12 for Fm; and 5 for C. A '1' is written below the first fret on the bass string.

The third system continues the guitar accompaniment. It shows fret numbers 8, 3, 3, and a sequence of 3s (3 3 3 3 3 3 3) on the bass string. A '(2)' is written above the first fret on the bass string.

The fourth system includes a drum line at the bottom, represented by a double bar line with 'x' marks for hits. Above it are two additional melodic lines in treble clef, one of which features a key signature change to two sharps.



G

Am

The first system of music features a vocal line in the upper staff and a piano accompaniment in the lower staff. The vocal line consists of a series of eighth and quarter notes. The piano accompaniment includes a triplet of eighth notes in the right hand and a steady eighth-note bass line in the left hand. A fermata is placed over the final note of the piano accompaniment.

The second system shows a guitar chord diagram for the right hand. The diagram is a 6-string guitar with the following fret numbers: 3, 3, 4, 5, 3, 3. The notes are G, A, B, C, D, E. The diagram is positioned below the staff.

The third system shows a guitar chord diagram for the right hand. The diagram is a 6-string guitar with the following fret numbers: 0, 0, 0, 0, 0, 0. The notes are G, A, B, C, D, E. The diagram is positioned below the staff.

The fourth system shows a guitar chord diagram for the right hand. The diagram is a 6-string guitar with the following fret numbers: 0, 0, 0, 0, 0, 0. The notes are G, A, B, C, D, E. The diagram is positioned below the staff.

Musical notation for the first system, including a treble clef staff with a melody and a grand staff (treble and bass clefs) with accompaniment. Chords 'F' and 'G' are indicated above the treble staff.

Musical notation for the second system, including a treble clef staff with a melody and a grand staff with accompaniment. Below the grand staff are guitar fretboard diagrams for strings G, A, and B, with fingerings such as 0, 5, 7, and 3.

Musical notation for the third system, including a bass clef staff with a melody and a grand staff with accompaniment. Below the grand staff are guitar fretboard diagrams for strings G, A, and B, with fingerings such as 2 and 3.

Musical notation for the fourth system, including a treble clef staff with a melody and a grand staff with accompaniment.

Musical notation for the fifth system, including a bass clef staff with a melody and a grand staff with accompaniment.



chorus

C

The image displays a musical score for guitar and piano. It consists of several systems of staves:

- System 1:** A vocal line in treble clef and a piano accompaniment in grand staff (treble and bass clefs). The piano part includes a triplet in the bass line.
- System 2:** A guitar tablature section with six staves. The top staff shows chord diagrams and melodic lines. The bottom five staves show fret numbers for the strings. The time signature is 7/4.
- System 3:** A bass line in bass clef with a piano accompaniment in grand staff. The piano part includes a triplet in the bass line.
- System 4:** A guitar line in treble clef with a piano accompaniment in grand staff. The piano part includes a triplet in the bass line.
- System 5:** A guitar line in bass clef with a piano accompaniment in grand staff. The piano part includes a triplet in the bass line.
- System 6:** A guitar line in treble clef with a piano accompaniment in grand staff. The piano part includes a triplet in the bass line.
- System 7:** A guitar line in bass clef with a piano accompaniment in grand staff. The piano part includes a triplet in the bass line.

137

G

The musical score is arranged in several systems. The top system features a vocal melody line in treble clef, followed by a piano accompaniment consisting of a right-hand treble clef staff and a left-hand bass clef staff. The piano part includes complex chords and triplets. The second system shows a guitar-specific accompaniment with a treble clef staff containing chords and a bass clef staff with a bass line. Below the bass line is a guitar tablature staff with fret numbers (5, 3, 0) and a rhythmic notation staff with 'x' marks. The third system continues the guitar accompaniment with a treble clef staff for chords and a bass clef staff for the bass line, with a corresponding tablature staff below. The fourth system shows a treble clef staff with a melodic line and a bass clef staff with a bass line. The fifth system features a treble clef staff with a melodic line and a bass clef staff with a bass line, including a guitar-specific notation with 'x' marks.



Made with using klangio!

Am

F F

The first system of music features a vocal line on a single treble clef staff and piano accompaniment on two staves (treble and bass clefs). The vocal line begins with a melodic phrase in the Am chord, followed by a more complex passage. The piano accompaniment includes a triplet in the right hand and a steady eighth-note bass line in the left hand.

The second system shows guitar-specific notation. The top staff contains chord diagrams for Am, F, and F. Below the staff are detailed fingerings for the guitar strings, with numbers 1-5 indicating the fretting hand and 1-3 for the picking hand.

The third system continues the guitar notation with chord diagrams and fingerings for Am, F, and F. The bottom staff shows a sequence of fret numbers (0, 2, 2, 2, 2, 2, 2, 2, 2, 2, 2, 2, 3, 3, 3, 3, 3, 3, 3) corresponding to the notes in the previous system.

The fourth system shows guitar-specific notation with chord diagrams and fingerings for Am, F, and F. The bottom staff shows a sequence of fret numbers (0, 2, 2, 2, 2, 2, 2, 2, 2, 2, 2, 2, 3, 3, 3, 3, 3, 3, 3).

The fifth system shows guitar-specific notation with chord diagrams and fingerings for Am, F, and F. The bottom staff shows a sequence of fret numbers (0, 2, 2, 2, 2, 2, 2, 2, 2, 2, 2, 2, 3, 3, 3, 3, 3, 3, 3).



144

F F G

F

The first system consists of a vocal line in treble clef and a piano accompaniment in grand staff. The vocal line features a melody with notes corresponding to the chords F, F, G, and F. The piano accompaniment includes a right-hand part with flowing sixteenth-note patterns and a left-hand part with a steady bass line.

The second system shows a piano accompaniment in grand staff and guitar tablature. The piano part continues the accompaniment from the first system. The guitar tablature is written on a six-line staff, with fret numbers (1, 3, 0, 3) and rhythmic markings (3 1, 3 1, 3 1, 3 1, 3 1, 3 3, 3 3) indicating fingerings and rhythms.

The third system continues the piano accompaniment and guitar tablature. The piano part features a consistent rhythmic pattern. The guitar tablature includes fret numbers (3, 0, 0, 0, 0, 0, 0, 0, 0, 0, 0, 0, 0, 0, 0, 0, 0, 0) and rhythmic markings (3 3, 3 3, 3 3, 3 3, 3 3, 3 3, 3 3, 3 3).

The fourth system features a guitar solo in treble clef. The solo is characterized by a melodic line with a long sustain, indicated by a horizontal line above the staff.

The fifth system continues the guitar solo in treble clef, showing a melodic phrase that concludes with a whole note.

The sixth system shows a guitar accompaniment in bass clef. The accompaniment consists of a steady rhythmic pattern of eighth notes, with 'x' marks above the notes indicating muted strings.



G

3

C

outro

The first system of music features a vocal line on a single staff and a piano accompaniment on two staves. The vocal line consists of a series of quarter notes. The piano accompaniment includes several triplet chords in the right hand and a bass line with quarter notes in the left hand.

The second system shows a piano accompaniment with a treble clef staff and a guitar chord diagram below it. The treble staff has a whole note chord with a flat sign. The guitar diagram shows a G major chord with a flat on the second string. The bass line consists of a single note.

The third system continues the piano accompaniment. The treble staff has a whole note chord. The guitar diagram shows a G major chord with a flat on the second string. The bass line consists of a single note.

The fourth system shows a piano accompaniment with a treble clef staff and a guitar chord diagram below it. The treble staff has a whole note chord. The guitar diagram shows a G major chord with a flat on the second string. The bass line consists of a single note.

The fifth system shows a piano accompaniment with a treble clef staff and a guitar chord diagram below it. The treble staff has a whole note chord. The guitar diagram shows a G major chord with a flat on the second string. The bass line consists of a single note.

The sixth system shows a piano accompaniment with a treble clef staff and a guitar chord diagram below it. The treble staff has a whole note chord. The guitar diagram shows a G major chord with a flat on the second string. The bass line consists of a single note.

150

G

Am

The musical score is arranged in a system with multiple staves. At the top left, the number '150' is written. The key signature is G major, indicated by a 'G' above the first staff, and the chord progression includes Am, indicated by 'Am' above the second staff. The score includes a treble clef staff with a melody line, a grand staff (treble and bass clefs) with piano accompaniment, and a guitar-specific staff at the bottom with a treble clef and a guitar icon. The guitar staff contains a series of chords with 'x' marks indicating muted strings. The piano accompaniment includes a right-hand part with chords and a left-hand part with a bass line and a guitar-style tablature below it. The tablature uses numbers 0-7 and includes triplets. The right-hand piano part includes a section with a '3' (triplets) and a section with a '4' (quadruplets).



Made with using klangio!


The first system consists of a vocal line on a single staff and piano accompaniment on two staves (treble and bass clef). The vocal line has a whole note chord 'F' in the second measure. The piano accompaniment features a melodic line in the treble clef and a bass line in the bass clef.

The second system shows guitar-specific notation. The top staff is a guitar treble clef with a capo on the 8th fret. The middle staff shows guitar chords: G, A, B, and their fingerings. The bottom staff shows guitar bass clef with fingerings: 7, 5, 2, 1, 2, 2, 2, 2, 3, 3, 3, 3, 3, 3, 3.

The third system continues the guitar notation. The top staff is a guitar treble clef with a capo on the 8th fret. The middle staff shows guitar chords: G, A, B, and their fingerings: 2, 2, 2, 2, 2, 2, 2, 2, 3, 3, 3, 3, 3. The bottom staff shows guitar bass clef with fingerings: 2, 2, 2, 2, 2, 2, 2, 2, 3, 3, 3, 3, 3.

The fourth system shows guitar-specific notation. The top staff is a guitar treble clef with a capo on the 8th fret. The middle staff shows guitar chords: G, A, B, and their fingerings: 2, 2, 2, 2, 2, 2, 2, 2, 3, 3, 3, 3, 3. The bottom staff shows guitar bass clef with fingerings: 2, 2, 2, 2, 2, 2, 2, 2, 3, 3, 3, 3, 3.

The fifth system shows guitar-specific notation. The top staff is a guitar treble clef with a capo on the 8th fret. The middle staff shows guitar chords: G, A, B, and their fingerings: 2, 2, 2, 2, 2, 2, 2, 2, 3, 3, 3, 3, 3. The bottom staff shows guitar bass clef with fingerings: 2, 2, 2, 2, 2, 2, 2, 2, 3, 3, 3, 3, 3.



156

C

Musical notation for the first system. It features a treble clef staff with a whole note chord, a grand staff with eighth-note patterns, and a bass clef staff with eighth-note patterns.

Musical notation for the second system. It includes a treble clef staff with chords, a guitar fretboard diagram with fingerings (1-3, 2-5, 3-5, 1-5), and a bass clef staff with notes.

Musical notation for the third system. It features a bass clef staff with notes, a guitar fretboard diagram with fingerings (3, 3, 3, 3, 3, 3, 3, 0, 3, 5), and a bass clef staff with notes.

Musical notation for the fourth system. It includes a treble clef staff with chords, a grand staff with eighth-note patterns, and a guitar fretboard diagram with 'x' marks.



Made with using klangio!