

And They Shall See His Face © 2025 Foundations Rising

Timothy Jay Schwab

intro ♩ = 125

Vocals

Piano

Guitar

Bass

Violin

Synth

Drums

D G D



Made with using klangio!

5

verse

D G D G A

The image shows a musical score for a song. At the top, there is a vocal line with a treble clef and a key signature of two sharps (F# and C#). The lyrics are "verse" and the chords are D, G, D, G, A. Below the vocal line is a piano accompaniment with a treble and bass clef. The piano part includes a melody in the treble and a bass line in the bass. There are also empty staves for guitar (Guitar 1 and 2) and drums (Drum 1 and 2) at the bottom of the page.

11

Bm

G

D

The first system of music features a vocal line in the treble clef and a piano accompaniment in the grand staff (treble and bass clefs). The key signature is two sharps (F# and C#). The vocal line begins with a dotted quarter note on G4, followed by eighth notes: A4, B4, C5, B4, A4, G4, F#4, E4, D4. The piano accompaniment consists of chords and moving lines in both hands.

Two sets of empty musical staves for guitar TAB. Each set includes a treble clef staff with a sharp sign and a bass clef staff with the letters 'TAB' written vertically.

Two sets of empty musical staves for guitar TAB. Each set includes a treble clef staff with a sharp sign and a bass clef staff with the letters 'TAB' written vertically.

Two sets of empty musical staves for guitar TAB. Each set includes a treble clef staff with a sharp sign and a bass clef staff with the letters 'TAB' written vertically.



G

Bm⁷

A

pre-chorus

D

G


D

The first system of music features a vocal line in treble clef and a piano accompaniment in grand staff. The key signature is two sharps (F# and C#). The vocal line starts with a quarter note G4, followed by a quarter note B4, and then a quarter note A4. The piano accompaniment consists of chords and moving lines in both hands.

This system contains empty musical staves for guitar and bass. The guitar staff is in treble clef with a key signature of two sharps. The bass staff is in bass clef with a key signature of two sharps. Both staves have a 'g' and 'b' label on the left side.

This system contains empty musical staves for guitar and bass, similar to the previous system, with 'g' and 'b' labels on the left side.

The second system of music includes guitar and bass parts. The guitar staff (treble clef) shows a sequence of chords and a melodic line. The bass staff (bass clef) shows a simple bass line. A guitar diagram is provided for the final measure of the system.



21

G Bm A G A Bm G

The first system of music features a vocal line in treble clef with a key signature of two sharps (F# and C#). The notes are: G4 (quarter), B4 (quarter), A4 (quarter), G4 (quarter), A4 (quarter), Bm4 (quarter), G4 (quarter). The piano accompaniment consists of two staves (treble and bass clef) with a complex rhythmic pattern of eighth and sixteenth notes.

The second system shows a guitar fretboard diagram for the first two measures. The diagram is for a guitar in standard tuning (E2-A2-D3-G3-B3-E4) with a key signature of two sharps. The fret numbers are: Measure 1: 0, 2, 0; Measure 2: 4, 0, 7, 7, 5.

The third system shows a guitar fretboard diagram for the next two measures. The fret numbers are: Measure 3: 0; Measure 4: 2, 0, 2.

The fourth system shows a guitar fretboard diagram for the final two measures. The fret numbers are: Measure 5: 2, 0, 2; Measure 6: 2.



Made with using klangio!

Musical notation for the first system, including a vocal line with lyrics 'D G A D' and a piano accompaniment.

Musical notation for the second system, featuring a guitar part with a triplet and a detailed fretboard diagram below it.

5	5	5	5	5	5	5	5	5	5	5	7	5	5
7	7	7	7	7	7	7	7	7	7	7	8	5	5
7	7	7	7	7	7	7	7	7	7	7	0	2	7
7	7	7	7	7	7	7	7	7	7	7	0	2	7
5	7	7	7	7	7	7	7	7	7	7	3	4	5

Musical notation for the third system, including a bass line and a guitar part with fret numbers.

0	0		0	2	0
---	---	--	---	---	---

Musical notation for the fourth system, including a guitar part with a tremolo effect and a drum part.




30

chorus

G

D

The musical score is arranged in a system of seven staves. The top staff is a vocal line in treble clef with a key signature of two sharps (F# and C#). It begins with a rest, followed by a melodic line. The second and third staves are piano accompaniment, with the right hand in treble clef and the left hand in bass clef. The fourth staff shows guitar-specific notation, including a 7/4 time signature, a bass clef, and a fretboard diagram with numbers 1-1-1-1-1-1-1-1 and 0-7-7-7-7-7-7-6-6-9. The fifth staff is a bass line in bass clef with a fretboard diagram of 0-0-0-4-6 and 0-0-2-0-4. The sixth staff is a guitar-specific notation for the right hand, showing complex chordal textures. The seventh staff is a guitar-specific notation for the left hand, showing a sequence of chords and notes with 'x' marks indicating muted strings.



Made with using klangio!

Bm

A

G

Bm

G

The first system of music features a vocal line in the top staff and a piano accompaniment in the middle two staves. The vocal line consists of eighth and quarter notes. The piano accompaniment includes chords and melodic lines in both the treble and bass clefs.

The second system shows a guitar fretboard diagram in the top staff and guitar tablature in the bottom staff. The fretboard diagram illustrates the fingerings for the notes in the first system. The tablature provides numerical values for each fret on the strings.

The third system contains a bass line in the top staff and guitar tablature in the bottom staff. The bass line features a simple melodic line with a few notes. The guitar tablature continues the fretting information from the previous system.

The fourth system includes a treble clef staff with chords and a bass clef staff with notes. The treble staff shows chord voicings and melodic fragments, while the bass staff provides a simple harmonic accompaniment.

The fifth system features a guitar fretboard diagram in the top staff and guitar tablature in the bottom staff. The fretboard diagram shows the final chord voicings and fingerings for the piece.

verse

42

G

D

Bm

Vocal line for the first system, starting with a treble clef and a key signature of two sharps (F# and C#). The melody consists of quarter and eighth notes.

Piano accompaniment for the first system, including both treble and bass staves. The bass line features a steady eighth-note accompaniment.

Guitar accompaniment for the first system, including a treble staff with chord diagrams and a six-line staff with fret numbers. Chords shown are G, D, and Bm.

Piano accompaniment for the second system, including both treble and bass staves. The bass line continues with eighth notes.

Piano accompaniment for the third system, including both treble and bass staves. The bass line continues with eighth notes.

Guitar accompaniment for the second system, including a treble staff with chord diagrams and a six-line staff with fret numbers. Chords shown are G, D, and Bm.

Guitar accompaniment for the third system, including a six-line staff with fret numbers and a staff with 'x' marks indicating muted strings.



52

The musical score consists of several systems of staves. The first system includes a vocal line with lyrics 'A' and 'D', and a piano accompaniment with treble and bass clefs. The second system features a guitar-specific staff with fret numbers (3, 4, 2, 0, 3, 2, 3, 0, 3, 2, 4) and a bass clef staff with fret numbers (2, 2). The third system shows a treble clef staff with a complex chordal texture and a bass clef staff with a melodic line. The fourth system includes a treble clef staff with a melodic line and a bass clef staff with a rhythmic accompaniment using 'x' marks for muted notes.



pre-chorus

55

G D Bm

8

3 2 3 0

2 3 2

2 3 3

3 3

2 2

0 0 0

8

0 0 0

58

A

G

Bm

The musical score consists of several systems. The top system features a vocal line in treble clef with a key signature of two sharps (F# and C#). The piano accompaniment is shown in grand staff notation (treble and bass clefs). The guitar part includes a fretboard diagram with fingerings (2, 3, 4, 2) and a tablature section with fret numbers (2, 3, 4, 4, 2) and open strings (0-0). The second system shows a bass line in bass clef with a key signature of two sharps, and a guitar part with fret numbers (4, 2, 0). The third system includes a vocal line with triplets and a guitar part with triplets. The bottom system shows a guitar part with a mix of notes and rests, some marked with 'x'.




Made with using klangio!

64

A A D

chorus

The musical score is arranged in a system of staves. At the top, there are three staves: a vocal line in treble clef with a key signature of two sharps (F# and C#), and two piano accompaniment staves (treble and bass clefs). The piano part includes a guitar chord diagram below the bass staff, showing fret numbers for strings 1 through 6. The guitar part consists of a single staff with a treble clef, featuring a bar line with an 'x' over the first string, indicating a muted string. The score is divided into sections by a double bar line, with the first section labeled 'A', the second 'A', and the third 'D'. The 'chorus' section begins after the 'D' section. The piano accompaniment includes a complex chord structure in the right hand and a bass line in the left hand. The guitar part features a melodic line with various rhythmic patterns and a muted string effect.



Made with using klangio!

70

A G A Bm

The musical score is divided into several systems. The first system shows the vocal line with notes and lyrics 'A G A Bm'. Below it is the piano accompaniment with treble and bass staves, including chord symbols and fingering numbers. The second system continues the piano accompaniment with detailed chord diagrams and fingering for both hands. The third system shows the guitar accompaniment with a capo on the 2nd fret, indicated by a '2' in a circle on the staff. The guitar part includes rhythmic patterns and fret numbers.



Musical score for guitar, featuring a treble clef staff with a key signature of two sharps (F# and C#) and a common time signature. The score includes a guitar-specific staff at the bottom with fret numbers and a capo symbol. Chord diagrams for G, D, and G are indicated above the first staff. The score is divided into measures, with some measures containing complex chord voicings and melodic lines. The guitar staff shows a sequence of chords and fret numbers: 2, 3, 4, 4, 2 in the first measure; 4, 0, 0, 0, 2 in the second measure; and 2, 3, 3, 2 in the third measure. The score concludes with a final chord and a capo symbol.

verse

A D

G. 3

76

The first system of music features a vocal line in treble clef with a key signature of two sharps (F# and C#). The melody consists of eighth and quarter notes. Above the staff, the chords A and D are indicated. The piano accompaniment is in grand staff (treble and bass clefs), with the right hand playing chords and the left hand playing a simple bass line. A double bar line is present after the second measure.

The second system continues the piano accompaniment. It includes a guitar chord diagram for the right hand, showing the fretting for chords A, D, and G. The diagram shows the strings and frets (1-5) for each chord.

The third system continues the piano accompaniment. It includes a guitar chord diagram for the right hand, showing the fretting for chords A, D, and G. The diagram shows the strings and frets (0, 2, 0) for each chord.

The fourth system continues the piano accompaniment. It includes a guitar chord diagram for the right hand, showing the fretting for chords A, D, and G. The diagram shows the strings and frets (0, 2, 0) for each chord.



D

G

A

The first system of music features a vocal line in treble clef with a key signature of two sharps (F# and C#). The melody begins with a quarter note G4, followed by quarter notes A4, B4, and C5. A fermata is placed over the C5 note. The piano accompaniment consists of two staves: the right hand plays chords and moving lines, while the left hand provides a bass line with chords and single notes.

The second system continues the musical piece. It includes a guitar fretboard diagram for the right hand, showing fingerings for strings 1 through 6. The diagram is organized into three measures corresponding to the musical notation above. The first measure shows chords on strings 1-2, 2-3, 3-4, and 4-5. The second measure shows chords on strings 2-3, 3-4, 4-5, and 5-6. The third measure shows a single note on string 1.

The third system continues the musical piece. It includes a guitar fretboard diagram for the right hand, showing fingerings for strings 1 through 6. The diagram is organized into three measures. The first measure shows a single note on string 1. The second and third measures show chords on strings 1-2, 2-3, 3-4, and 4-5.

The fourth system consists of a single treble clef staff with a long note (likely a whole note or half note) that has a fermata above it, indicating a sustained sound.

The fifth system consists of a single treble clef staff with a long note (likely a whole note or half note) that has a fermata above it, indicating a sustained sound.



83

Bm⁷

G

A

The first system of music features a treble clef staff with a key signature of two sharps (F# and C#). The melody consists of eighth and quarter notes. The bass clef staff provides accompaniment with chords and moving lines. A repeat sign is present at the end of the system.

The second system includes a guitar fretboard diagram with fingerings for the guitar part. The diagram shows the following fingerings: 2, 0, 2, 2, 0, 2, 3, 2, 3, 2, 3, 0, 3, 0, 0, 7. The guitar part is written in a standard six-string format.

The third system includes a guitar fretboard diagram with fingerings for the guitar part. The diagram shows the following fingerings: 24, 22, 17, 19, 0. The guitar part is written in a standard six-string format.

The fourth system continues the musical notation with treble and bass staves. It includes a double bar line and a repeat sign at the end of the system.



D G D

The musical score is arranged in a system with seven staves. From top to bottom:

- Staff 1:** Treble clef, key signature of two sharps (F# and C#). It contains a melodic line with notes and rests, and a chord diagram for a D major chord.
- Staff 2:** Treble clef, containing a complex melodic line with many beamed notes and slurs.
- Staff 3:** Bass clef, containing a melodic line with notes and rests.
- Staff 4:** Treble clef, containing a series of chords with a tremolo effect. Below this staff is a guitar-specific notation system with strings G, A, B and fret numbers 7, 5, 7, 10, 11, 12, 14.
- Staff 5:** Bass clef, containing a melodic line with notes and rests.
- Staff 6:** Treble clef, containing a melodic line with notes and rests.
- Staff 7:** Treble clef, containing a melodic line with notes and rests.

89

A

A

A.

D

pre-chorus


G

The first system of music features a vocal line in treble clef with a key signature of two sharps (F# and C#). The lyrics are 'A A A. D pre-chorus G'. The piano accompaniment consists of two staves: the right hand plays a melodic line with eighth and quarter notes, and the left hand plays a bass line with eighth and quarter notes.

The second system shows guitar-specific notation. The top staff is a treble clef with a key signature of two sharps, containing a series of chords: A (10), A (10), A (11), A (12), and A (14). The bottom staff shows the corresponding guitar strings (G, A, B) and fingerings: (2) for the first system, 2-2-2-2-2-2-2-2 for the second, and 7-7-7 for the third.

The third system continues the guitar-specific notation. The top staff is a treble clef with a key signature of two sharps, showing a melodic line. The bottom staff shows the guitar strings (G, A, B) and fingerings: (2) for the first system, 2-2-2-2-2-2-2-2 for the second, and 0 for the third.

The fourth system includes a drum part at the bottom. The top staff is a treble clef with a key signature of two sharps, showing a melodic line. The drum part is in a 4/4 time signature, with a bass drum (H) and snare drum (X) pattern. The piano accompaniment continues in the staves above.



D

G

The image shows a multi-staff musical score for guitar. It includes a vocal line at the top, a piano accompaniment with treble and bass clefs, and a guitar-specific section with tablature and chord diagrams. The score is divided into measures, with a key signature of two sharps (F# and C#) and a time signature of 4/4. The guitar section includes a chord diagram for a D major chord (x02321) and a G major chord (x02332). The tablature shows fret numbers for each string, and the chord diagrams show the fingerings for the strings.

95

G G G G G Bm⁷ G



Made with using klangio!

Musical notation for the first system, including a treble clef staff with a key signature of two sharps (F# and C#) and a common time signature. The staff contains a melodic line with notes and rests, and is labeled with chords D, G, and A above it.

Musical notation for the piano accompaniment in the first system, consisting of two staves (treble and bass clefs) with chords and moving lines.

Musical notation for the second system, including a treble clef staff with a key signature of two sharps and a common time signature. Below the staff is a guitar fretboard diagram with strings G, A, and B labeled on the left. The diagram shows fingerings: 7, 0, 3, 3 on the first string; 0, 7, 0 on the second string; and 2, 0, 0, 3 on the third string.

Musical notation for the second system, including a bass clef staff with a key signature of two sharps and a common time signature. Below the staff is a guitar fretboard diagram with strings G, A, and B labeled on the left. The diagram shows fingerings: 0 on the first string; 0 on the second string; and 0, 0 on the third string. The final measure shows 0 and 2 on the first string.

Musical notation for the third system, consisting of a treble clef staff with a key signature of two sharps and a common time signature, featuring a sustained chord.

Musical notation for the fourth system, consisting of a treble clef staff with a key signature of two sharps and a common time signature, featuring a melodic line with a trill.

Musical notation for the fifth system, consisting of a guitar staff with a key signature of two sharps and a common time signature, featuring a melodic line with 'x' marks indicating muted notes.

101

chorus

D

G

The first system of music features a vocal line in treble clef with a key signature of two sharps (F# and C#). The melody begins with a quarter note G4, followed by quarter notes A4 and B4, then a half note C5. The piano accompaniment consists of a right hand with chords and a left hand with a simple bass line.

The second system is primarily guitar tablature. The top staff shows fret numbers (0, 2, 3, 4, 5, 6, 7, 8) for the strings. The bottom staff shows the string layout (E, A, B) and fret numbers (0, 2, 3, 4, 5, 6, 7, 8).

The third system includes a bass line in bass clef and guitar tablature. The bass line starts with a half note G2, followed by quarter notes A2 and B2, then a half note C3. The guitar tablature shows fret numbers (0, 2, 3, 4, 5, 6, 7, 8) for the strings.

The fourth system features a vocal line, piano accompaniment, and guitar tablature. The vocal line has a melodic phrase with a trill. The piano accompaniment includes chords and a bass line. The guitar tablature shows fret numbers (0, 2, 3, 4, 5, 6, 7, 8) for the strings.



107

G

A

Bm

G

The first system of music features a vocal line in treble clef with a key signature of two sharps (F# and C#). The melody consists of quarter and eighth notes. Below it is a piano accompaniment with a grand staff (treble and bass clefs). The right hand plays chords and moving lines, while the left hand provides a simple bass line.

The second system shows guitar-specific notation. The top staff is a treble clef with chord diagrams. Below it are two staves for guitar fret numbers, labeled G, A, and B. The G staff shows fret numbers for the guitar's top four strings (2, 3, 4, 4), and the A and B staves show fret numbers for the bottom four strings (2, 2, 2, 0).

The third system continues the guitar notation. It features a bass clef staff with a few notes and a guitar fret number staff below it. The fret numbers are 2, 0, 2, 2, 4, 4.

The fourth system shows a treble clef staff with sustained notes, likely representing a guitar's sustain or a specific effect.

The fifth system features a treble clef staff with a melodic line consisting of eighth and quarter notes.

The sixth system shows a guitar staff with fret numbers and a treble clef staff with a melodic line.



Made with using klangio!

Musical notation for the first system, including a treble clef staff with notes and chords labeled D, G, and A, and a grand staff with triplets and arpeggiated chords.

Musical notation for the second system, featuring a treble clef staff with notes and a guitar TAB staff with fret numbers 3, 0, and 2.

Musical notation for the third system, including a bass clef staff with notes and a guitar TAB staff with fret numbers 0, 0, 2, 0, and 0.

Musical notation for the fourth system, showing a treble clef staff with a long sustained chord and a complex arpeggiated figure.

Musical notation for the fifth system, featuring a treble clef staff with notes and a guitar TAB staff with fret numbers 0, 0, 2, 0, and 0.

Musical notation for the sixth system, including a guitar TAB staff with fret numbers and a treble clef staff with notes.



113

chorus

D

G

The musical score is arranged in a system with seven staves. From top to bottom: a vocal line in treble clef with a key signature of two sharps (D major) and a 'D' chord above it; a piano accompaniment with treble and bass clefs, including a 'pississ' marking; a guitar part with a capo on the 8th fret, showing fret numbers (0, 2, 7, 10, 11, 12) and a 'pississ' marking; a bass line in bass clef with a 'pississ' marking; a guitar part with a capo on the 8th fret, showing fret numbers (0, 2, 7, 10, 11, 12) and a 'pississ' marking; a piano accompaniment with treble clef and a 'pississ' marking; and a guitar part with a capo on the 8th fret, showing fret numbers (0, 2, 7, 10, 11, 12) and a 'pississ' marking. The piece is marked 'chorus' and features a 'D' chord and a 'G' chord.



D

Bm

A

The first system of music features a vocal line in the upper staff and piano accompaniment in the lower two staves. The key signature is two sharps (F# and C#). The vocal line consists of a series of eighth and quarter notes. The piano accompaniment includes chords and moving lines in both the right and left hands.

The second system continues the musical notation. It includes a guitar fretboard diagram below the piano accompaniment. The diagram shows the fret positions for the strings: 14, 15, 14, 16, 12, 10 for the first six strings, and 9, 7 for the last two strings.

The third system continues the musical notation. It includes a guitar fretboard diagram below the piano accompaniment. The diagram shows the fret positions for the strings: 0, 0, 2, 0, 4 for the first five strings, and 4 for the last string.

The fourth system continues the musical notation. It includes a guitar fretboard diagram below the piano accompaniment. The diagram shows the fret positions for the strings: 0, 0, 2, 0, 4 for the first five strings, and 4 for the last string.

119

G

A

Bm

G

The first system of music features a vocal line in treble clef with a key signature of two sharps (F# and C#). The melody consists of quarter and eighth notes. Above the staff, the chords G, A, Bm, and G are indicated. The piano accompaniment is shown in grand staff notation (treble and bass clefs), with the right hand playing chords and the left hand playing a simple bass line.

The second system continues the piano accompaniment. It includes a guitar fretboard diagram for the right hand, showing fingerings for the strings. The diagram is organized into four measures corresponding to the chords G, A, Bm, and G. The fret numbers are: Measure 1 (2, 3), Measure 2 (5, 5, 5, 5), Measure 3 (4, 4, 4, 4), and Measure 4 (7, 7).

The third system continues the piano accompaniment. It includes a guitar fretboard diagram for the right hand. The fret numbers are: Measure 1 (2), Measure 2 (0), Measure 3 (2), and Measure 4 (4).

The fourth system continues the piano accompaniment. It includes a guitar fretboard diagram for the right hand. The fret numbers are: Measure 1 (x, x, x, x), Measure 2 (x, x, x, x), Measure 3 (x, x, x, x), and Measure 4 (x, x, x, x).



Musical notation for the first system, including a treble clef staff with a key signature of two sharps (F# and C#) and a common time signature. The staff contains a melodic line with notes and rests. Above the staff, the chords D, G, and A are indicated. Below the staff, there are two staves: the upper one is a grand staff (treble and bass clefs) with chords and notes, and the lower one is a bass clef staff with notes and rests.

Musical notation for the second system, including a treble clef staff with a key signature of two sharps and a common time signature. The staff contains a melodic line with notes and rests. Below the staff, there are two staves: the upper one is a grand staff with notes and rests, and the lower one is a bass clef staff with notes and rests. Fingering numbers (5, 7, 10, 11, 12, 10) are written below the notes.

Musical notation for the third system, including a bass clef staff with a key signature of two sharps and a common time signature. The staff contains a melodic line with notes and rests. Below the staff, there are two staves: the upper one is a grand staff with notes and rests, and the lower one is a bass clef staff with notes and rests. Fingering numbers (2, 0, 0, 2, 0, 0) are written below the notes.

Musical notation for the fourth system, including a treble clef staff with a key signature of two sharps and a common time signature. The staff contains a melodic line with notes and rests. Below the staff, there are two staves: the upper one is a grand staff with notes and rests, and the lower one is a bass clef staff with notes and rests.

Musical notation for the fifth system, including a treble clef staff with a key signature of two sharps and a common time signature. The staff contains a melodic line with notes and rests. Below the staff, there are two staves: the upper one is a grand staff with notes and rests, and the lower one is a bass clef staff with notes and rests. Fingering numbers (3, 3, 3) are written above the notes.

Musical notation for the sixth system, including a bass clef staff with a key signature of two sharps and a common time signature. The staff contains a melodic line with notes and rests. Below the staff, there are two staves: the upper one is a grand staff with notes and rests, and the lower one is a bass clef staff with notes and rests.

bridge

125

D Bm⁷ A

The image shows a musical score for guitar, starting at measure 125. It features a vocal line at the top, a piano accompaniment in the middle, and a guitar tablature at the bottom. The key signature is D major (two sharps). The bridge section is marked with a box and includes the chords D, Bm⁷, and A. The piano accompaniment consists of two staves (treble and bass clef). The guitar tablature is on a single staff with fret numbers and includes a circled 'x' symbol. The score is divided into measures by vertical bar lines, with some measures containing repeat signs.



E

Em⁷

G

A

G

Melody line in treble clef, key signature of two sharps (F# and C#). The notes are: E4, F#4, G4, A4, B4, A4, G4, F#4, E4, D4, C#4, B3, A3, G3, F#3, E3.

Piano accompaniment for the first system. Treble clef contains chords and moving lines. Bass clef contains a bass line with a long note in the first measure.

Piano accompaniment for the second system. Treble clef contains chords and moving lines. Bass clef contains a bass line with a long note in the first measure. Fingering is indicated: 8, 5, 3, 2, 3, 4, 2.

Piano accompaniment for the third system. Treble clef contains chords and moving lines. Bass clef contains a bass line with a long note in the first measure. Fingering is indicated: 8, (2), 2, 2.

Piano accompaniment for the fourth system. Treble clef contains chords and moving lines, including triplets. Bass clef contains a bass line with a long note in the first measure. Fingering is indicated: 3, 3.

Piano accompaniment for the fifth system. Treble clef contains chords and moving lines. Bass clef contains a bass line with a long note in the first measure.

Drum line at the bottom of the page, showing a simple rhythmic pattern.

A

Bm

The first system of music features a vocal line in treble clef with a key signature of two sharps (F# and C#). The piano accompaniment is in grand staff (treble and bass clefs). The piano part includes a complex texture with triplets and a trill in the right hand, and a steady eighth-note bass line in the left hand.

The second system continues the piano accompaniment. It includes a guitar tablature line below the piano part, with fret numbers (0-5) and fingerings (1-3) indicated for the guitar player.

The third system continues the piano accompaniment and guitar tablature. The bass line in the piano part shows a mix of eighth notes and rests, while the guitar tablature provides specific fret and finger instructions.

The fourth system continues the piano accompaniment and guitar tablature. The piano part features a melodic line in the right hand and a bass line in the left hand. The guitar tablature continues with fret and finger instructions.



D

G

Bm

The musical score consists of several systems of staves. The top system features a single treble clef staff with a melody line, including a fermata over the final note. The second system is a grand staff with a treble clef and a bass clef, containing piano accompaniment. The third system includes a treble clef staff with a melodic line, a guitar-specific staff with tablature (numbers 2, 3, 4) and fingering (A, B), and a bass clef staff with a bass line. The fourth system continues the grand staff piano accompaniment. The fifth system features a treble clef staff with a melodic line, a guitar-specific staff with fretting diagrams (vertical lines on a staff), and a bass clef staff with a bass line. The sixth system includes a treble clef staff with a melodic line, a guitar-specific staff with fretting diagrams, and a bass clef staff with a bass line. The final system shows a treble clef staff with a melodic line, a guitar-specific staff with fretting diagrams, and a bass clef staff with a bass line.

chorus

139

D

Bm

G

The first system of the chorus features a vocal line in treble clef with a key signature of two sharps (F# and C#). The piano accompaniment is in a grand staff (treble and bass clefs). The piano part includes a triplet of eighth notes in the right hand and a bass line in the left hand. The first measure of the piano accompaniment has a '3' above a triplet of eighth notes.

The second system continues the piano accompaniment. It includes a guitar fretboard diagram for the right hand (Guitar A) and the left hand (Guitar B). The fretboard diagrams show fingerings for various chords and notes across the strings.

2							
3							
4							
	3						
		5					
		7					
		7					
		7					
		5					
			5				
			5				
				0			
				9			
				6			
				6			
				9			
						14	
						15	
						16	
						16	
						17	
						19	

The third system continues the piano accompaniment. It includes a guitar fretboard diagram for the left hand (Guitar B) showing fingerings for various chords and notes.

8							
	4						
		0					
			2				
				2			
					0		
						4	

The fourth system continues the piano accompaniment. It includes a guitar fretboard diagram for the left hand (Guitar B) showing fingerings for various chords and notes.



Made with using klangio!

147

G

A

D

The first system of music features a vocal line in treble clef with a key signature of two sharps (F# and C#). The piano accompaniment is written in grand staff (treble and bass clefs). The vocal line begins with a quarter rest, followed by a quarter note G4, an eighth note A4, and a quarter note B4. The piano accompaniment provides harmonic support with chords and moving lines in both hands.

The second system shows guitar-specific notation. The top staff contains guitar chords: G (x02332), A (x020202), and D (x023212). Below the chords are fretboard diagrams for the guitar, with numbers 0, 2, 3, 4, 5, 7, and 17 indicating fingerings on the strings.

The third system contains a bass line in bass clef and guitar fretboard diagrams. The bass line starts with a quarter rest, followed by quarter notes G2, A2, and B2. The guitar diagrams show fingerings: (0) 2 0 4 for the first measure, and 0 0 0 2 0 0 for the subsequent measures.

The fourth system includes piano accompaniment in grand staff and guitar accompaniment in bass clef. The piano part features complex textures with many beamed notes and chords. The guitar part consists of a rhythmic pattern of eighth notes with 'x' marks indicating muted notes, followed by a melodic line.



outro

151

G

D

Bm⁷

G

A D

The first system of music features a treble clef staff with a key signature of two sharps (F# and C#). The notes are: G4 (quarter), A4 (quarter), B4 (quarter), A4-G4 (beamed eighth notes), F#4 (quarter), E4 (quarter), D4 (half). The grand staff below shows piano accompaniment with chords and moving lines in both hands.

The second system continues the melody in the treble clef staff. The grand staff below shows guitar fretboard diagrams for the right hand (G, A, B strings) and left hand (E, A, D strings). Fingerings are indicated by numbers 1-4.

The third system continues the melody in the bass clef staff. The grand staff below shows guitar fretboard diagrams for the left hand (E, A, D strings) and right hand (G, A, B strings). Fingerings are indicated by numbers 1-4.

The fourth system continues the melody in the treble clef staff. The grand staff below shows guitar fretboard diagrams for the right hand (G, A, B strings) and left hand (E, A, D strings). Fingerings are indicated by numbers 1-4.

